

Cisco.300-715.v2024-05-18.q107

Exam Code:	300-715
Exam Name:	Implementing and Configuring Cisco Identity Services Engine
Certification Provider:	Cisco
Free Question Number:	107
Version:	v2024-05-18
# of views:	520
# of Questions views:	1070
https://www.freepdfdumps.com/Cisco.300-715.v2024-05-18.q107.html	

NEW QUESTION: 1

What occurs when a Cisco ISE distributed deployment has two nodes and the secondary node is deregistered?

- A. The primary node restarts
- B. The secondary node restarts.
- C. The primary node becomes standalone
- D. Both nodes restart.

Answer: [\(SHOW ANSWER\)](#)

Reference:

https://www.cisco.com/c/en/us/td/docs/security/ise/1-1-1/installation_guide/ise_install_guide/ise_deploy.html if your deployment has two nodes and you deregister the secondary node, both nodes in this primary-secondary pair are restarted. (The former primary and secondary nodes become standalone.)

NEW QUESTION: 2

An engineer wants to learn more about Cisco ISE and deployed a new lab with two nodes. Which two persona configurations allow the engineer to successfully test redundancy of a failed node? (Choose two.)

- A. Configure one of the Cisco ISE nodes as the primary PAN and MnT personas and the other as the secondary.
- B. Configure both nodes with the PAN and MnT personas only.
- C. Configure one of the Cisco ISE nodes as the primary PAN and PSN personas and the other as the secondary.
- D. Configure one of the Cisco ISE nodes as the Health Check node.
- E. Configure both nodes with the PAN, MnT, and PSN personas.

Answer: [A,C \(LEAVE A REPLY\)](#)

NEW QUESTION: 3

During a 802 1X deployment, an engineer must identify failed authentications without causing problems for the connected endpoint. Which command will successfully achieve this"

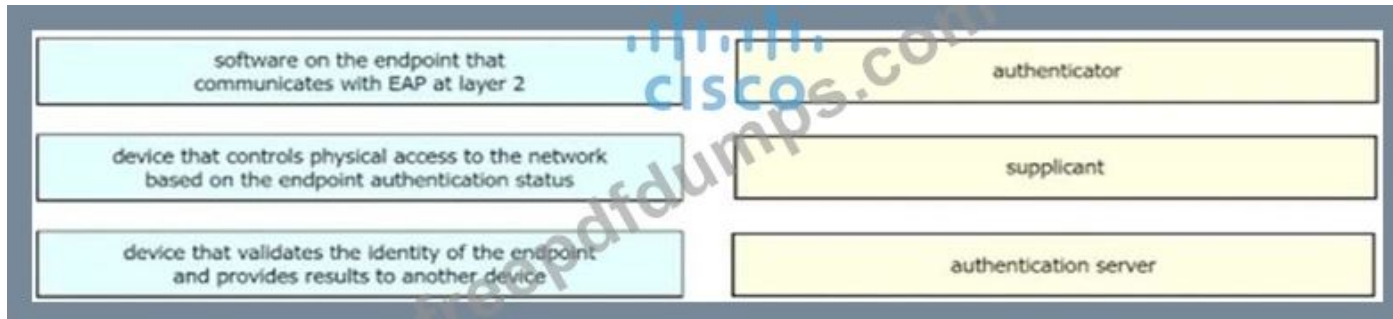
- A. dotlssystem-auth-control
- B. authentication open
- C. dotlx pae authenticator

D. authentication port-control auto

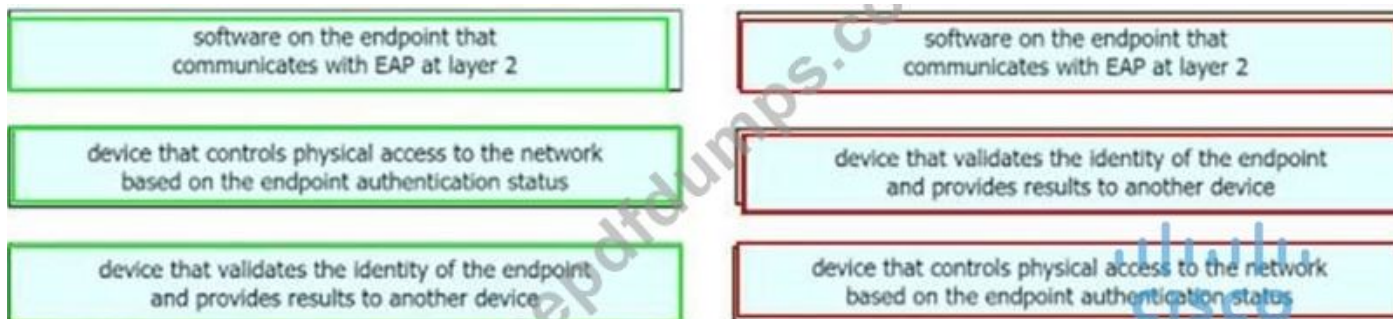
Answer: C ([LEAVE A REPLY](#))

NEW QUESTION: 4

Drag the descriptions on the left onto the components of 802.1X on the right.



Answer:



NEW QUESTION: 5

An organization is implementing Cisco ISE posture services and must ensure that a host-based firewall is in place on every Windows and Mac computer that attempts to access the network. They have multiple vendors' firewall applications for their devices, so the engineers creating the policies are unable to use a specific application check in order to validate the posture for this. What should be done to enable this type of posture check?

- A. Use the file registry condition to ensure that the firewall is installed and running appropriately.
- B. Use a compound condition to look for the Windows or Mac native firewall applications.
- C. Enable the default firewall condition to check for any vendor firewall application.
- D. Enable the default application condition to identify the applications installed and validate the firewall app.

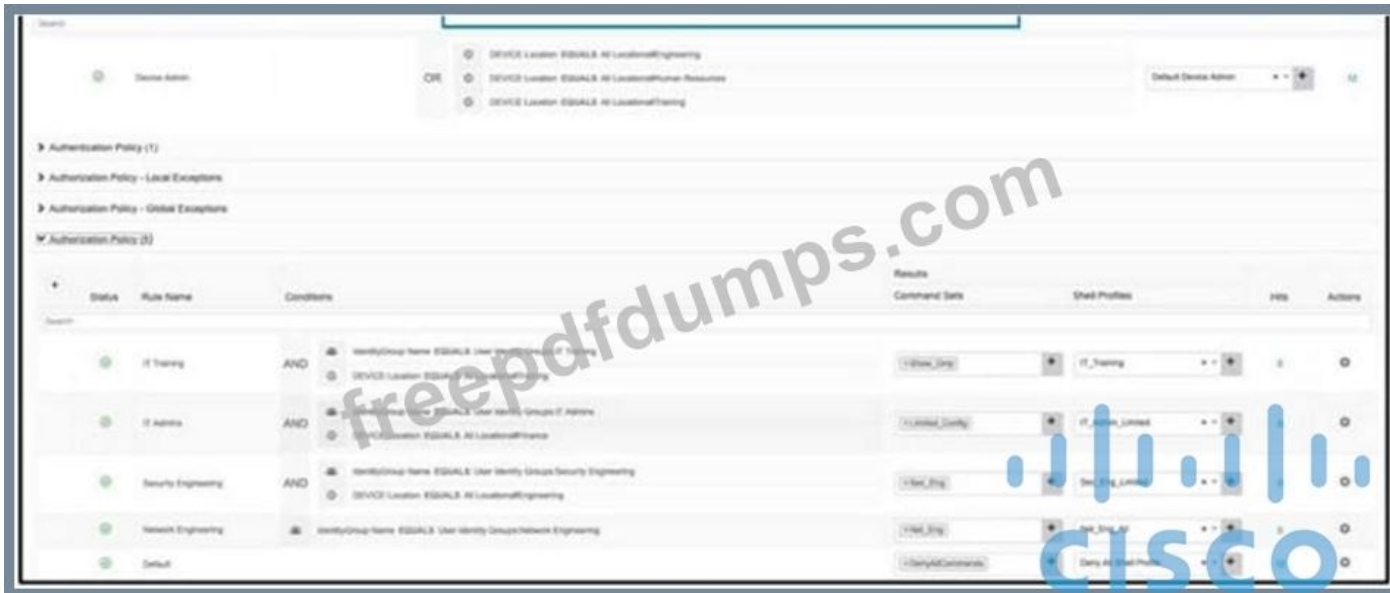
Answer: C ([LEAVE A REPLY](#))

Reference:

https://www.youtube.com/watch?v=6Kj8P8Hn7dY&t=109s&ab_channel=CiscoISE-IdentityServicesEngine

NEW QUESTION: 6

Refer to the exhibit.




An organization recently implemented network device administration using Cisco ISE. Upon testing the ability to access all of the required devices, a user in the Cisco ISE group IT Admins is attempting to login to a device in their organization's finance department but is unable to. What is the problem?

- A. The finance location is not a condition in the policy set.
- B. The authorization conditions wrongly allow IT Admins group no access to finance devices.
- C. The authorization policy doesn't correctly grant them access to the finance devices.
- D. The IT training rule is taking precedence over the IT Admins rule.

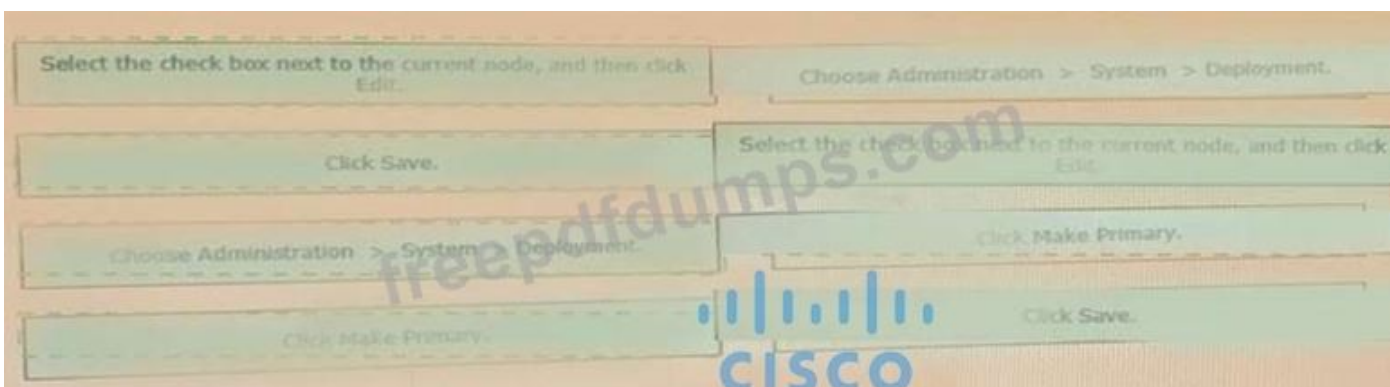
Answer: A ([LEAVE A REPLY](#))

NEW QUESTION: 7

Drag the steps to configure a Cisco ISE node as a primary administration node from the left into the correct order on the right.



Answer:



Explanation

https://www.cisco.com/c/en/us/td/docs/security/ise/2-4/admin_guide/b_ise_admin_guide_24/b_ise_admin_guide Step 1 Choose Administration > System The Register button will be disabled initially. To enable this button, you must configure a Primary PAN.

Step 2

Check the check box next to the current node, and click

Step 3

Click Make Primary to configure your Primary PAN.

Step 4

Enter data on the General Settings tab.

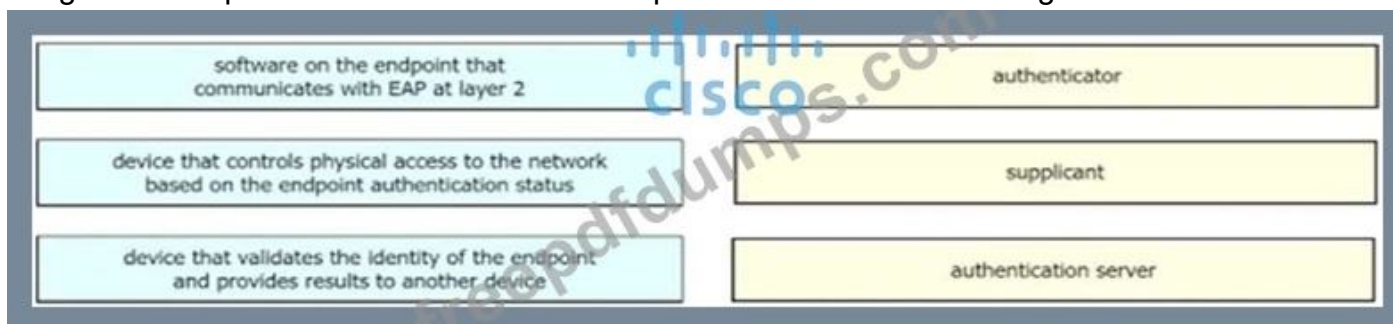
Step 5

Click Save to save the node configuration.

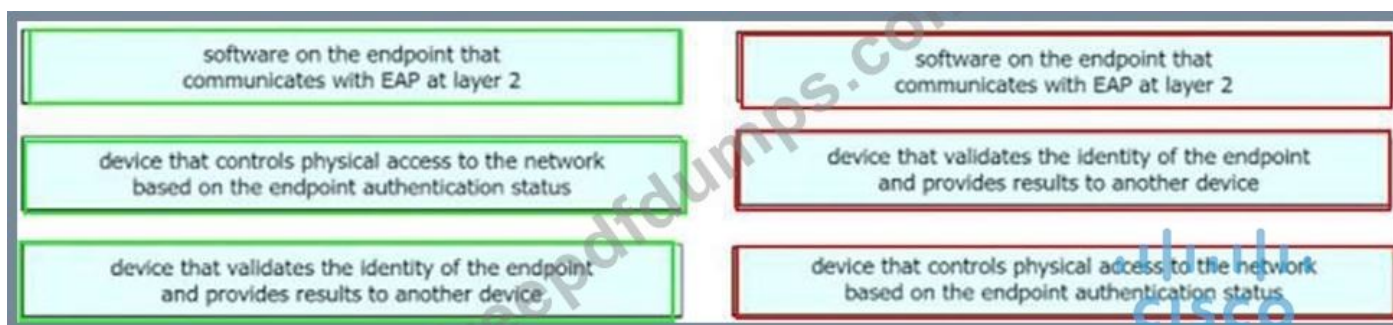


NEW QUESTION: 8

Drag the descriptions on the left onto the components of 802.1X on the right.



Answer:



NEW QUESTION: 9

Which two ports do network devices typically use for CoA? (Choose two)

- A. 443
- B. 19005
- C. 8080

D. 3799

E. 1700

Answer: ([SHOW ANSWER](#))

Explanation

NEW QUESTION: 10

An engineer is configuring web authentication and needs to allow specific protocols to permit DNS traffic.

Which type of access list should be used for this configuration?

A. standard ACL

B. extended ACL

C. reflexive ACL

D. numbered ACL

Answer: ([SHOW ANSWER](#))

NEW QUESTION: 11

Which two features must be used on Cisco ISE to enable the TACACS. feature? (Choose two)

A. Server Sequence

B. External TACACS Servers

C. Device Admin Service

D. Command Sets

E. Device Administration License

Answer: ([SHOW ANSWER](#))

NEW QUESTION: 12

What must match between Cisco ISE and the network access device to successfully authenticate endpoints?

A. SNMP version

B. shared secret

C. certificate

D. profile

Answer: B ([LEAVE A REPLY](#))

https://www.cisco.com/en/US/docs/security/ise/1.0/user_guide/ise10_man_network_devices.html

NEW QUESTION: 13

Which three default endpoint identity groups does Cisco ISE create? (Choose three.)

A. endpoint

B. unknown

C. block list

D. profiled

E. allow list

Answer: B,C,D ([LEAVE A REPLY](#))

Section: Profiler

Explanation

Explanation/Reference: https://www.cisco.com/en/US/docs/security/ise/1.0/user_guide/ise10_man_identities.html#wp1203054

NEW QUESTION: 14

What service can be enabled on the Cisco ISE node to identify the types of devices connecting to a network?

- A. profiling
- B. posture
- C. MAB
- D. central web authentication

Answer: B (LEAVE A REPLY)

NEW QUESTION: 15

An administrator is trying to collect metadata information about the traffic going across the network to gain added visibility into the hosts. This information will be used to create profiling policies for devices using Cisco ISE so that network access policies can be used. What must be done to accomplish this task?

- A. Configure the DHCP probe within Cisco ISE
- B. Configure NetFlow to be sent to the Cisco ISE appliance.
- C. Configure the RADIUS profiling probe within Cisco ISE
- D. Configure SNMP to be used with the Cisco ISE appliance

Answer: A (LEAVE A REPLY)

NEW QUESTION: 16

An engineer is configuring a guest password policy and needs to ensure that the password complexity requirements are set to mitigate brute force attacks. Which two requirements complete this policy? (Choose two)

- A. access code control
- B. username expiration date
- C. gpassword expiration period
- D. minimum password length
- E. active username limit

Answer: C,D (LEAVE A REPLY)

Valid 300-715 Dumps shared by Actual4test.com for Helping Passing 300-715 Exam! Actual4test.com now offer the **newest 300-715 exam dumps**, the Actual4test.com 300-715 exam **questions have been updated** and **answers have been corrected** get the **newest** Actual4test.com 300-715 dumps with Test Engine here: https://www.actual4test.com/300-715_examcollection.html (377 Q&As Dumps, **30%OFF Special Discount: Freepdfdumps**)

NEW QUESTION: 17

Drag and drop the description from the left onto the protocol on the right that is used to carry out system authentication, authentication, and accounting.



Answer:



NEW QUESTION: 18

Which permission is common to the Active Directory Join and Leave operations?

- A. Create a Cisco ISE machine account in the domain if the machine account does not already exist
- B. Remove the Cisco ISE machine account from the domain.
- C. Set attributes on the Cisco ISE machine account
- D. Search Active Directory to see if a Cisco ISE machine account already exists.

Answer: D (LEAVE A REPLY)

https://www.cisco.com/c/en/us/td/docs/security/ise/2-0/ise_active_directory_integration/b_ISE_AD_integration_2x.html

NEW QUESTION: 19

Refer to the exhibit.

Interface	MAC Address	Method	Domain	Status	Fg	Session ID
Gi1/0/6	0024.142d.e47f	mab	UNKNOWN	Auth		C0A82902000000C2BBAF5D3
Gi1/0/1	0050.5698.0720	dot1x	UNKNOWN	Unauth		C0A82902000000152BCD0BE7

An engineer is configuring a client but cannot authenticate to Cisco ISE. During troubleshooting, the show authentication sessions command was issued to display the authentication status of each port. Which command gives additional information to help identify the problem with the authentication?

- A. show authentication sessions Interface Gi1/0/1 output
- B. show authentication sessions interface Gi1/0/1 details
- C. show authentication sessions
- D. show authentication sessions output

Answer: B (LEAVE A REPLY)

NEW QUESTION: 20

An engineer is using Cisco ISE and configuring guest services to allow wireless devices to access the network. Which action should accomplish this task?

- A. Create the redirect ACL on the WLC and add it to the Cisco ISE policy.
- B. Create the redirect ACL on the WLC and add it to the WLC policy.
- C. Create the redirect ACL on Cisco ISE and add it to the Cisco ISE Policy.
- D. Create the redirect ACL on Cisco ISE and add it to the WLC policy.

Answer: (SHOW ANSWER)

NEW QUESTION: 21

An organization wants to improve their BYOD processes to have Cisco ISE issue certificates to the BYOD endpoints. Currently, they have an active certificate authority and do not want to replace it with Cisco ISE.

What must be configured within Cisco ISE to accomplish this goal?

- A. Add an OSCP profile and configure the root certificate authority as secondary.
- B. Create an SCEP profile to link Cisco ISE with the root certificate authority.
- C. Create a certificate signing request and have the root certificate authority sign it.
- D. Add the root certificate authority to the trust store and enable it for authentication.

Answer: B (LEAVE A REPLY)

NEW QUESTION: 22

Which use case validates a change of authorization?

- A. An authenticated, wired EAP-capable endpoint is discovered.
- B. An endpoint profiling policy is changed for authorization policy.
- C. An endpoint that is disconnected from the network is discovered.
- D. Endpoints are created through device registration for the guests.

Answer: A (LEAVE A REPLY)

Explanation

https://www.cisco.com/c/en/us/td/docs/security/ise/1-2/user_guide/ise_user_guide/ise_prof_pol.html

NEW QUESTION: 23

An engineer is tasked with placing a guest access anchor controller in the DMZ. Which two ports or port sets must be opened up on the firewall to accomplish this task? (Choose two.)

- A. UDP port 16666
- B. UDP port 1812 RADIUS

- C. TCP port 514
- D. TCP port 161
- E. UDP port 79

Answer: ([SHOW ANSWER](#))

NEW QUESTION: 24

A network administrator changed a Cisco ISE deployment from pilot to production and noticed that the JVM memory utilization increased significantly. The administrator suspects this is due to replication between the nodes. What must be configured to minimize performance degradation?

- A. Review the profiling policies for any misconfiguration
- B. Enable the endpoint attribute filter
- C. Change the reauthenticate interval.
- D. Ensure that Cisco ISE is updated with the latest profiler feed update

Answer: B ([LEAVE A REPLY](#))

Explanation

https://www.cisco.com/c/en/us/td/docs/security/ise/2-3/admin_guide/b_ise_admin_guide_23/b_ise_admin_guide

NEW QUESTION: 25

Which port does Cisco ISE use for native supplicant provisioning of a Windows laptop?

- A. TCP 8909
- B. UDP 1812
- C. TCP 8905
- D. TCP 443

Answer: ([SHOW ANSWER](#))

NEW QUESTION: 26

An engineer is using the low-impact mode for a phased deployment of Cisco ISE and is trying to connect to the network prior to authentication. Which access will be denied in this deployment?

- A. DNS
- B. DHCP
- C. EAP
- D. HTTP

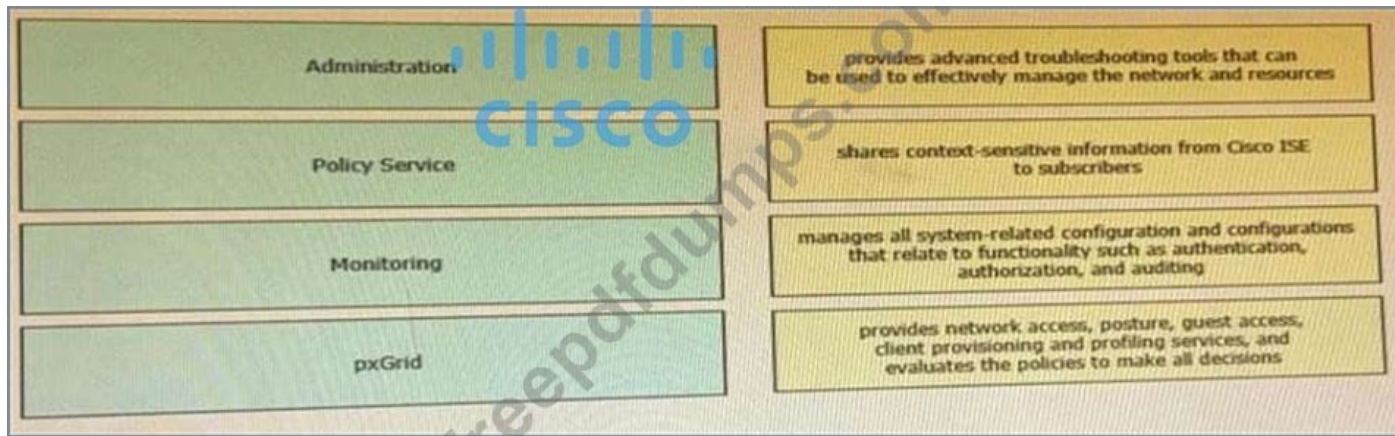
Answer: D ([LEAVE A REPLY](#))

Section: Policy Enforcement


Explanation/Reference:

NEW QUESTION: 27


Drag the Cisco ISE node types from the left onto the appropriate purposes on the right.



Answer:



Explanation



Monitoring = provides advanced monitoring and troubleshooting tools that you can use to effectively manage your network and resources
 Policy Service = provides network access, posture, guest access, client provisioning, and profiling services.

This persona evaluates the policies and makes all the decisions.

Administration = manages all system-related configuration and configurations that relate to functionality such as authentication, authorization, auditing, and so on

pxGrid = shares context-sensitive information from Cisco ISE to subscribers

https://www.cisco.com/c/en/us/td/docs/security/ise/1-4/admin_guide/b_ise_admin_guide_14/b_ise_admin_guide

NEW QUESTION: 28

What is the minimum certainty factor when creating a profiler policy?

- A. the minimum number that a predefined condition provides
- B. the maximum number that a predefined condition provides
- C. the minimum number that a device certainty factor must reach to become a member of the profile
- D. the maximum number that a device certainty factor must reach to become a member of the profile

Answer: C (LEAVE A REPLY)

Section: Profiler

Explanation/Reference:

NEW QUESTION: 29

What allows an endpoint to obtain a digital certificate from Cisco ISE during a BYOD flow?

- A. Application Visibility and Control
- B. Supplicant Provisioning Wizard
- C. My Devices Portal
- D. Network Access Control

Answer: C (LEAVE A REPLY)

Section: BYOD

NEW QUESTION: 30

Which two values are compared by the binary comparison (unction in authentication that is based on Active Directory)?

- A. subject alternative name and the common name
- B. MS-CHAPv2 provided machine credentials and credentials stored in Active Directory
- C. user-presented password hash and a hash stored in Active Directory
- D. user-presented certificate and a certificate stored in Active Directory

Answer: A,B (LEAVE A REPLY)

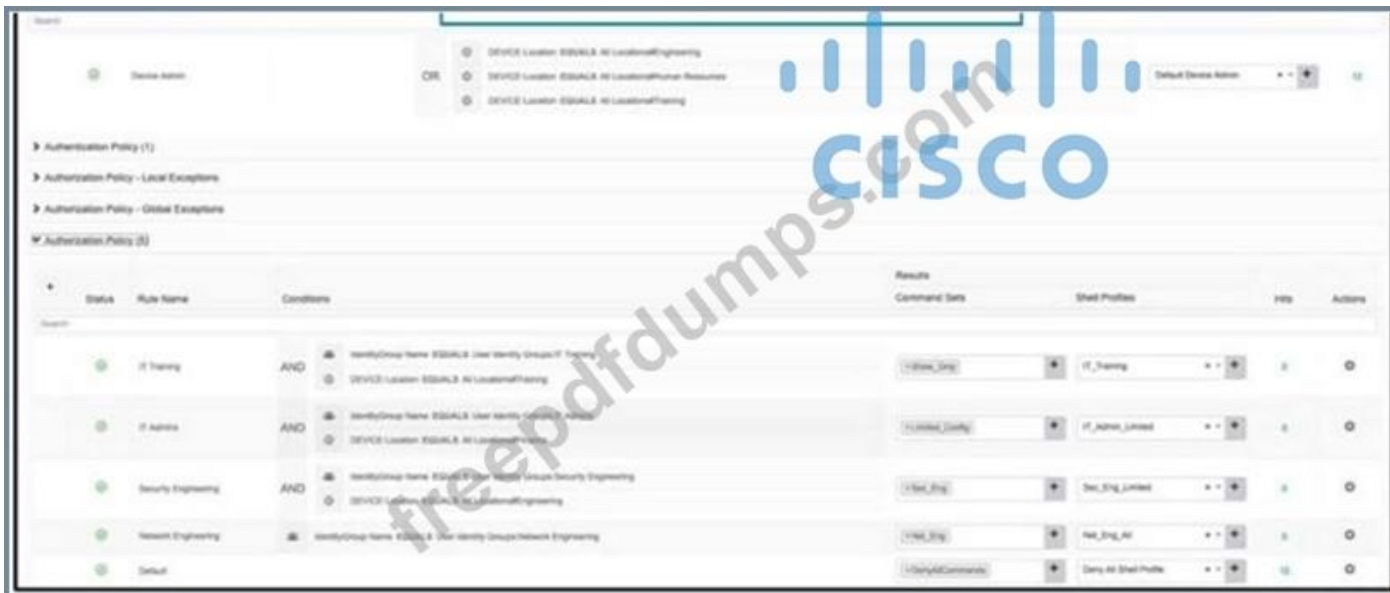
Explanation

Basic certificate checking does not require an identity source. If you want binary comparison checking for the certificates, you must select an identity source. If you select Active Directory as an identity source, subject and common name and subject alternative name (all values) can be used to look up a user.

https://www.cisco.com/c/en/us/td/docs/security/ise/1-3/admin_guide/b_ise_admin_guide_13/b_ise_admin_guide_sample_chapter_01110.html

NEW QUESTION: 31

Refer to the exhibit.



An organization recently implemented network device administration using Cisco ISE. Upon testing the ability to access all of the required devices, a user in the Cisco ISE group IT Admins is attempting to login to a device in their organization's finance department but is unable to. What is the problem?

- A. The finance location is not a condition in the policy set.
- B. The IT training rule is taking precedence over the IT Admins rule.
- C. The authorization conditions wrongly allow IT Admins group no access to finance devices.
- D. The authorization policy doesn't correctly grant them access to the finance devices.

Answer: D (LEAVE A REPLY)

Valid 300-715 Dumps shared by Actual4test.com for Helping Passing 300-715 Exam! Actual4test.com now offer the **newest 300-715 exam dumps**, the Actual4test.com 300-715 exam **questions have been updated** and **answers have been corrected** get the **newest** Actual4test.com 300-715 dumps with Test Engine here: https://www.actual4test.com/300-715_examcollection.html (377 Q&As Dumps, **30%OFF Special Discount: Freepdfdumps**)

NEW QUESTION: 32

An administrator is configuring TACACS+ on a Cisco switch but cannot authenticate users with Cisco ISE. The configuration contains the correct key of Cisc039712287. but the switch is not receiving a response from the Cisco ISE instance What must be done to validate the AAA configuration and identify the problem with the TACACS+ servers?

- A. Check for server reachability using the test aaa group tacacs+ admin <key> legacy command.
- B. Test the user account on the server using the test aaa group radius server CUCS user admin pass <key> legacy command.
- C. Validate that the key value is correct using the test aaa authentication admin <key> legacy command.
- D. Confirm the authorization policies are correct using the test aaa authorization admin drop legacy command.

Answer: A (LEAVE A REPLY)

<https://medium.com/training-course-ccna-security-210-260/ccna-security-part-3-implementing-aaa-in-cisco-ios-4b13ab285f51>

NEW QUESTION: 33

What is the minimum certainty factor when creating a profiler policy?

- A. the maximum number that a device certainty factor must reach to become a member of the profile

- B. the minimum number that a predefined condition provides
- C. the maximum number that a predefined condition provides
- D. the minimum number that a device certainty factor must reach to become a member of the profile

Answer: ([SHOW ANSWER](#))

NEW QUESTION: 34

What occurs when a Cisco ISE distributed deployment has two nodes and the secondary node is deregistered?

- A. The primary node restarts
- B. The secondary node restarts.
- C. The primary node becomes standalone
- D. Both nodes restart.

Answer: D ([LEAVE A REPLY](#))

Explanation

https://www.cisco.com/c/en/us/td/docs/security/ise/1-1-1/installation_guide/ise_install_guide/ise_deploy.html if your deployment has two nodes and you deregister the secondary node, both nodes in this primary-secondary pair are restarted. (The former primary and secondary nodes become standalone.)

NEW QUESTION: 35

Which two ports do network devices typically use for CoA? (Choose two.)

- A. 19005
- B. 443
- C. 3799
- D. 8080
- E. 1700

Answer: ([SHOW ANSWER](#))

Section: Profiler

Explanation/Reference: [https://documentation.meraki.com/MR/Encryption_and_Authentication/Change_of_Authorization_with_RADIUS_\(CoA\)_on_MR_Access_Points](https://documentation.meraki.com/MR/Encryption_and_Authentication/Change_of_Authorization_with_RADIUS_(CoA)_on_MR_Access_Points)

NEW QUESTION: 36

An administrator is migrating device administration access to Cisco ISE from the legacy TACACS+ solution that used only privilege 1 and 15 access levels. The organization requires more granular controls of the privileges and wants to customize access levels 2-5 to correspond with different roles and access needs. Besides defining a new shell profile in Cisco ISE, what must be done to accomplish this configuration?

- A. Enable the privilege levels in Cisco ISE
- B. Enable the privilege levels in the IOS devices.
- C. Define the command privileges for levels 2-5 in the IOS devices
- D. Define the command privileges for levels 2-5 in Cisco ISE

Answer: B ([LEAVE A REPLY](#))

<https://learningnetwork.cisco.com/s/blogs/a0D3i000002eeWTEAY/cisco-ios-privilege-levels>

NEW QUESTION: 37

Client provisioning resources can be added into the Cisco ISE Administration node from which three of these? (Choose three.)

- A. TFTP
- B. Posture Agent Profile
- C. FTP
- D. www-cisco.com
- E. local disk

Answer: B,D,E ([LEAVE A REPLY](#))

NEW QUESTION: 38

Refer to the exhibit.

```
Switch(config)# aaa new-model
Switch(config)# aaa authentication dot1x default group radius
Switch(config)# aaa authorization network default group radius
```

A network engineers configuring the switch to accept downloadable ACLs from a Cisco ISC server Which two commands should be run to complete the configuration?
(Choose two)

- A. aaa authorization auth-proxy default group radius
- B. dot1x system-auth-control
- C. radius-server attribute 8 include-in-access-req
- D. radius server vsa sand authentication
- E. ip device tracking

Answer: ([SHOW ANSWER](#))

NEW QUESTION: 39

A company is attempting to improve their BYOD policies and restrict access based on certain criteria. The company's subnets are organized by building. Which attribute should be used in order to gain access based on location?

- A. static group assignment
- B. IP address
- C. device registration status
- D. MAC address

Answer: A ([LEAVE A REPLY](#))

Reference:

https://www.cisco.com/c/en/us/td/docs/security/ise/2-1/admin_guide/b_ise_admin_guide_21/b_ise_admin_guide_20_chapter_010100.html#ID1353

NEW QUESTION: 40

Drag and drop the description from the left onto the protocol on the right that is used to carry out system authentication, authentication, and accounting.



Answer:



<https://www.mbne.net/tech-notes/aaa-tacacs-radius>

NEW QUESTION: 41

An engineer is starting to implement a wired 802.1X project throughout the campus. The task is for failed authentication to be logged to Cisco ISE and also have a minimal impact on the users. Which command must the engineer configure?

- A. authentication open
- B. pae dot1x enabled
- C. authentication host-mode multi-auth
- D. monitor-mode enabled

Answer: (SHOW ANSWER)

In the context of a wired 802.1X deployment with Cisco ISE, the requirement is to log failed authentications while minimizing user impact. Let's analyze each option:

- A) authentication open - This command configures the port to allow network access regardless of the authentication state. It's useful in situations where specific devices can't perform 802.1X authentication but should still be allowed network access. However, it doesn't specifically address the logging of failed authentications.
- B) pae dot1x enabled - PAE (Port Access Entity) refers to the entity on a network device that enforces access control. This command enables 802.1X on the port, which is a prerequisite for implementing 802.1X, but doesn't directly relate to logging failed authentication attempts.

C) authentication host-mode multi-auth - This command configures the port to allow multiple authenticated sessions. This mode is used when multiple devices are connected to the same port (like in a conference room). While it's relevant for 802.1X environments, it doesn't specifically cater to logging failed authentications or minimizing user impact.

D) monitor-mode enabled - This command is used in the context of 802.1X to enable Monitor Mode on a port. Monitor Mode allows a port to grant limited network access to endpoints without 802.1X capabilities. It's often used to ease the deployment of 802.1X by monitoring the authentication status without fully enforcing access control, thereby minimizing user impact. It also helps in logging authentication attempts, including failures.

NEW QUESTION: 42

During a 802 1X deployment, an engineer must identify failed authentications without causing problems for the connected endpoint. Which command will successfully achieve this"

- A. authentication port-control auto
- B. dot1x pae authenticator
- C. dot1x system-auth-control
- D. authentication open

Answer: D (LEAVE A REPLY)

NEW QUESTION: 43

Which scenario does not support Cisco ISE guest services?

- A. wired NAD with central WebAuth
- B. wireless LAN controller with central WebAuth
- C. wireless LAN controller with local WebAuth
- D. wired NAD with local WebAuth

Answer: D (LEAVE A REPLY)

NEW QUESTION: 44

Which default endpoint identity group does an endpoint that does not match any profile in Cisco ISE become a member of?

- A. Endpoint
- B. unknown
- C. blacklist
- D. white list
- E. profiled

Answer: B (LEAVE A REPLY)

Reference:

If you do not have a matching profiling policy, you can assign an unknown profiling policy. The endpoint is therefore profiled as Unknown. The endpoint that does not match any profile is grouped within the Unknown identity group. The endpoint profiled to the Unknown profile requires that you create a profile with an attribute or a set of attributes collected for that endpoint.

https://www.cisco.com/en/US/docs/security/ise/1.0/user_guide/ise10_man_identities.html

NEW QUESTION: 45

An administrator adds a new network device to the Cisco ISE configuration to authenticate endpoints to the network. The RADIUS test fails after the administrator configures all of the settings in Cisco ISE and adds the proper configurations to the switch. What is the issue"?

- A. The shared secret is incorrect on the switch or on Cisco ISE.
- B. The endpoint does not have the appropriate credentials for network access.
- C. The certificate on the switch is self-signed not a CA-provided certificate.
- D. The endpoint profile is showing as "unknown."

Answer: B (LEAVE A REPLY)

NEW QUESTION: 46

A user reports that the RADIUS accounting packets are not being seen on the Cisco ISE server. Which command is the user missing in the switch's configuration?

- A. radius-server vsa send accounting
- B. aaa accounting network default start-stop group radius
- C. aaa accounting resource default start-stop group radius
- D. aaa accounting exec default start-stop group radius

Answer: A (LEAVE A REPLY)

Valid 300-715 Dumps shared by Actual4test.com for Helping Passing 300-715 Exam! Actual4test.com now offer the **newest 300-715 exam dumps**, the Actual4test.com 300-715 exam **questions have been updated** and **answers have been corrected** get the **newest** Actual4test.com 300-715 dumps with Test Engine here: https://www.actual4test.com/300-715_examcollection.html (377 Q&As Dumps, **30%OFF Special Discount: Freepdfdumps**)

NEW QUESTION: 47

A company is attempting to improve their BYOD policies and restrict access based on certain criteria. The company's subnets are organized by building. Which attribute should be used in order to gain access based on location?

- A. device registration status
- B. static group assignment
- C. MAC address
- D. IP address

Answer: A (LEAVE A REPLY)

NEW QUESTION: 48

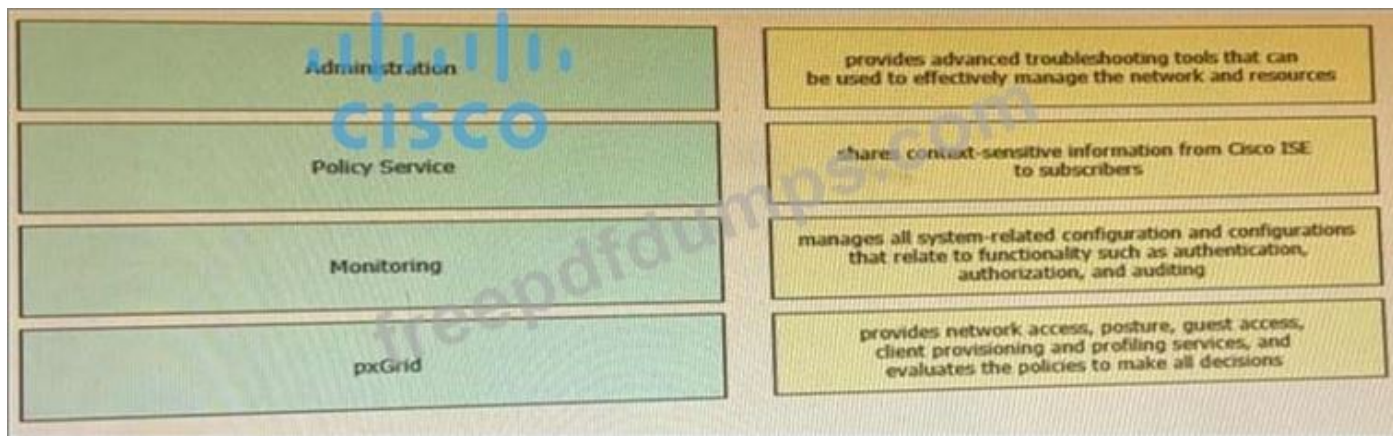
The default Cisco ISE node configuration has which role or roles enabled by default?

- A. Administration and Pokey Service
- B. Policy Service Monitoring, and Administration
- C. Administration only
- D. Inline Posture only

Answer: B (LEAVE A REPLY)

NEW QUESTION: 49

Drag the Cisco ISE node types from the left onto the appropriate purposes on the right.



Answer:



NEW QUESTION: 50

An organization wants to standardize the 802.1X configuration on their switches and remove static ACLs on the switch ports while allowing Cisco ISE to communicate to the switch what access to provide. What must be configured to accomplish this task?

- A. security group tag within the authorization policy
- B. extended access-list on the switch for the client
- C. port security on the switch based on the client's information
- D. dynamic access list within the authorization profile

Answer: (SHOW ANSWER)

Explanation

https://www.cisco.com/c/en/us/td/docs/security/ise/1-2/user_guide/ise_user_guide/ise_sga_pol.html#

NEW QUESTION: 51

Which interface-level command is needed to turn on 802.1X authentication?

- A. aaa server radius dynamic-author
- B. authentication host-mode single-host
- C. dot1x system-auth-control
- D. dot1x pae authenticator

Answer: D (LEAVE A REPLY)

NEW QUESTION: 52

In a Cisco ISE split deployment model, which load is split between the nodes?

- A. AAA
- B. network admission
- C. log collection
- D. device admission

Answer: A (LEAVE A REPLY)

https://www.cisco.com/c/en/us/td/docs/security/ise/2-6/install_guide/b_ise_InstallationGuide26.pdf

NEW QUESTION: 53

An engineer is configuring a guest password policy and needs to ensure that the password complexity requirements are set to mitigate brute force attacks. Which two requirement complete this policy? (Choose two)

- A. username expiration date
- B. access code control
- C. password expiration period
- D. active username limit
- E. minimum password length

Answer: C,E (LEAVE A REPLY)

NEW QUESTION: 54

What does the dot1x system-auth-control command do?

- A. causes a network access switch not to track 802.1x sessions
- B. globally enables 802.1x
- C. enables 802.1x on a network access device interface
- D. causes a network access switch to track 802.1x sessions

Answer: B (LEAVE A REPLY)

<https://www.cisco.com/c/en/us/td/docs/switches/lan/catalyst4500/XE3-8-0E/15-24E/configuration/guide/xe-380-configuration/dot1x.html>

NEW QUESTION: 55

If a user reports a device lost or stolen, which portal should be used to prevent the device from accessing the network while still providing information about why the device is blocked?

- A. Client Provisioning
- B. Guest
- C. BYOD
- D. Blacklist

Answer: (SHOW ANSWER)

Reference:

https://www.cisco.com/c/en/us/td/docs/solutions/Enterprise/Borderless_Networks/Unified_Access/BYOD_Design_Guide/Managing_Lost_or_Stolen_Device.html#90273

The Blacklist identity group is system generated and maintained by ISE to prevent access to lost or stolen devices. In this design guide, two authorization profiles are used to enforce the permissions for wireless and wired devices within the Blacklist:

Blackhole WiFi Access

Blackhole Wired Access

NEW QUESTION: 56

What is needed to configure wireless guest access on the network?

- A. endpoint already profiled in ISE
- B. WEBAUTH ACL for redirection
- C. Captive Portal Bypass turned on
- D. valid user account in Active Directory

Answer: C (LEAVE A REPLY)

Section: Web Auth and Guest Services

Explanation/Reference:

NEW QUESTION: 57

Drag the steps to configure a Cisco ISE node as a primary administration node from the left into the correct order on the right.

Select the check box next to the current node, and then click Edit. Step 1

Click Save. Step 2

Choose Administration > System > Deployment. Step 3

Click Make Primary. Step 4

Answer:

Click Save.

Click Make Primary.

Choose Administration > System > Deployment.

Select the check box next to the current node, and then Edit.

Click Make Primary.

Select the check box next to the current node, and then Edit.

Choose Administration > System > Deployment.

NEW QUESTION: 58

If a user reports a device lost or stolen, which portal should be used to prevent the device from accessing the network while still providing information about why the device is blocked?

- A. Client Provisioning
- B. Guest
- C. Blacklist
- D. BYOD

Answer: C (LEAVE A REPLY)

NEW QUESTION: 59

Which interface-level command is needed to turn on 802 1X authentication?

- A. Do11x pae authenticator
- B. dot1x system-auth-control
- C. aaa server radius dynamic-author
- D. authentication host-mode single-host

Answer: B (LEAVE A REPLY)

NEW QUESTION: 60

A network administrator must use Cisco ISE to check whether endpoints have the correct version of antivirus installed Which action must be taken to allow this capability?

- A. Configure a native supplicant profile to be used for checking the antivirus version
- B. Create a Cisco AnyConnect Network Visibility Module configuration profile to send the antivirus information of the endpoints to Cisco ISE.
- C. Create a Cisco AnyConnect configuration within Cisco ISE for the Compliance Module and associated configuration files
- D. Configure Cisco ISE to push the HostScan package to the endpoints to check for the antivirus version.

Answer: (SHOW ANSWER)

NEW QUESTION: 61

Which personas can a Cisco ISE node assume?

- A. policy service, gatekeeping, and monitonng
- B. administration, policy service, and monitoring
- C. administration, policy service, gatekeeping
- D. administration, monitoring, and gatekeeping

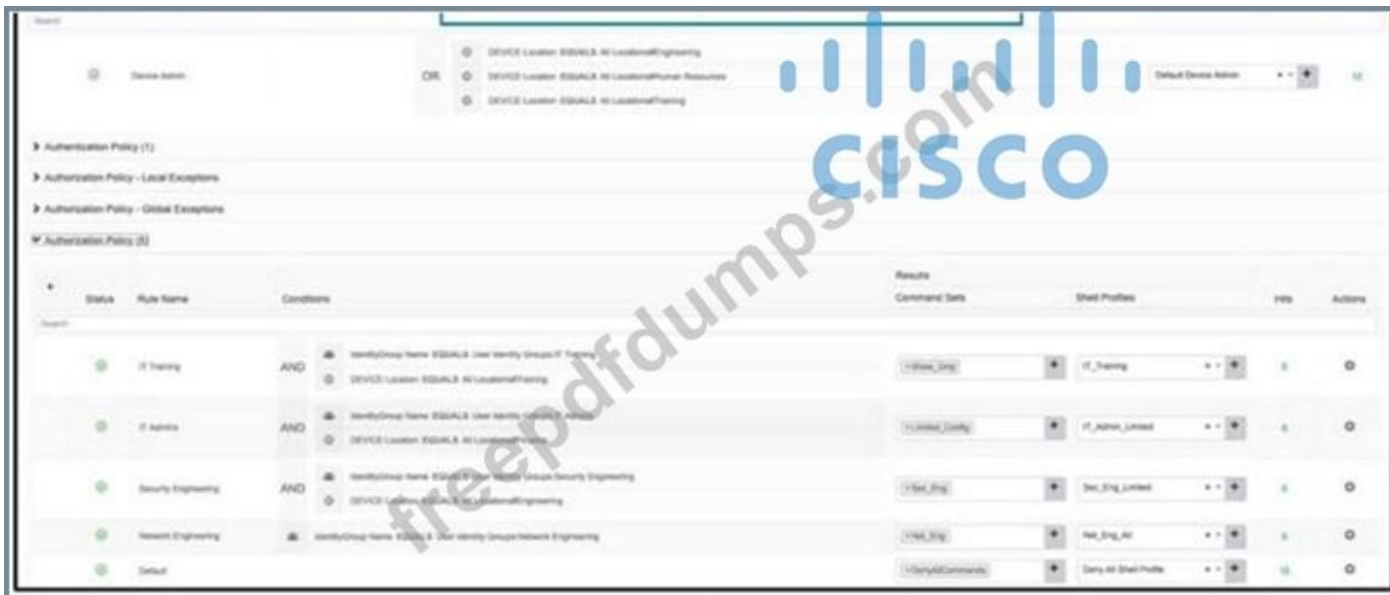
Answer: B (LEAVE A REPLY)

https://www.cisco.com/en/US/docs/security/ise/1.0/user_guide/ise10_dis_deploy.html The persona or personas of a node determine the services provided by a node. An ISE node can assume any or all of the following personas: Administration, Policy Service, and Monitoring. The menu options that are available through the administrative user interface are dependent on the role and personas that an ISE node assumes. See Cisco ISE Nodes and Available Menu Options for more information.

Valid 300-715 Dumps shared by Actual4test.com for Helping Passing 300-715 Exam! Actual4test.com now offer the **newest 300-715 exam dumps**, the Actual4test.com 300-715 exam **questions have been updated** and **answers have been corrected** get the **newest** Actual4test.com 300-715 dumps with Test Engine here: https://www.actual4test.com/300-715_examcollection.html (377 Q&As Dumps, **30%OFF Special Discount: Freepdfdumps**)

NEW QUESTION: 62

Refer to the exhibit.



An organization recently implemented network device administration using Cisco ISE. Upon testing the ability to access all of the required devices, a user in the Cisco ISE group IT Admins is attempting to login to a device in their organization's finance department but is unable to. What is the problem?

- A. The finance location is not a condition in the policy set.
- B. The IT training rule is taking precedence over the IT Admins rule.
- C. The authorization policy doesn't correctly grant them access to the finance devices.
- D. The authorization conditions wrongly allow IT Admins group no access to finance devices.

Answer: A (LEAVE A REPLY)

NEW QUESTION: 63

What must match between Cisco ISE and the network access device to successfully authenticate endpoints?

- A. SNMP version
- B. shared secret
- C. certificate
- D. profile

Answer: B (LEAVE A REPLY)

Explanation

https://www.cisco.com/en/US/docs/security/ise/1.0/user_guide/ise10_man_network_devices.html

NEW QUESTION: 64

An organization is adding nodes to their Cisco ISE deployment and has two nodes designated as primary and secondary PAN and MnT nodes. The organization also has four PSNs. An administrator is adding two more PSNs to this deployment but is having problems adding one of them. What is the problem?

- A. The current PAN is only able to track a max of four nodes
- B. Only five PSNs are allowed to be in the Cisco ISE cube if configured this way.
- C. One of the new nodes must be designated as a pxGrid node
- D. The new nodes must be set to primary prior to being added to the deployment

Answer: B (LEAVE A REPLY)

NEW QUESTION: 65

When creating a policy within Cisco ISE for network access control, the administrator wants to allow different access restrictions based upon the wireless SSID to which the device is connecting. Which policy condition must be used in order to accomplish this?

- A. Network Access NetworkDeviceName CONTAINS <SSID Name>
- B. DEVICE Device Type CONTAINS <SSID Name>
- C. Radius Called-Station-ID CONTAINS <SSID Name>
- D. Airespace Airespace-Wlan-Id CONTAINS <SSID Name>

Answer: C (LEAVE A REPLY)

<https://www.cisco.com/c/en/us/support/docs/security/identity-services-engine/115734-ise-policies-ssid-00.html>

NEW QUESTION: 66

An engineer is enabling a newly configured wireless SSID for tablets and needs visibility into which other types of devices are connecting to it. What must be done on the Cisco WLC to provide this information to Cisco ISE9

- A. enable mDNS snooping
- B. enable Fast Transition
- C. enable IP Device Tracking
- D. enable MAC filtering

Answer: D (LEAVE A REPLY)

NEW QUESTION: 67

Drag and drop the description from the left onto the protocol on the right that is used to carry out system authentication, authentication, and accounting.

combines authentication and authorization

encrypts the entire payload

encrypts only the password field

separates authentication and authorization

primary use is device administration

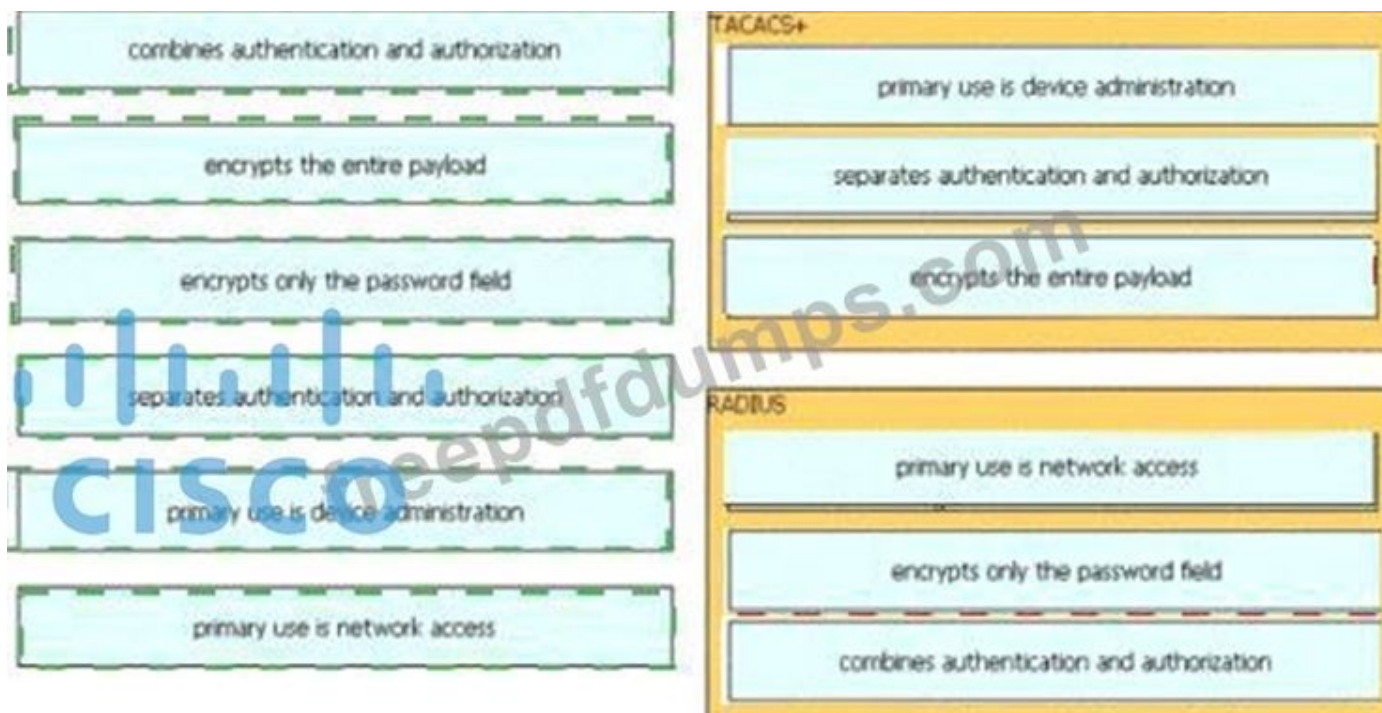
primary use is network access

TACACS+

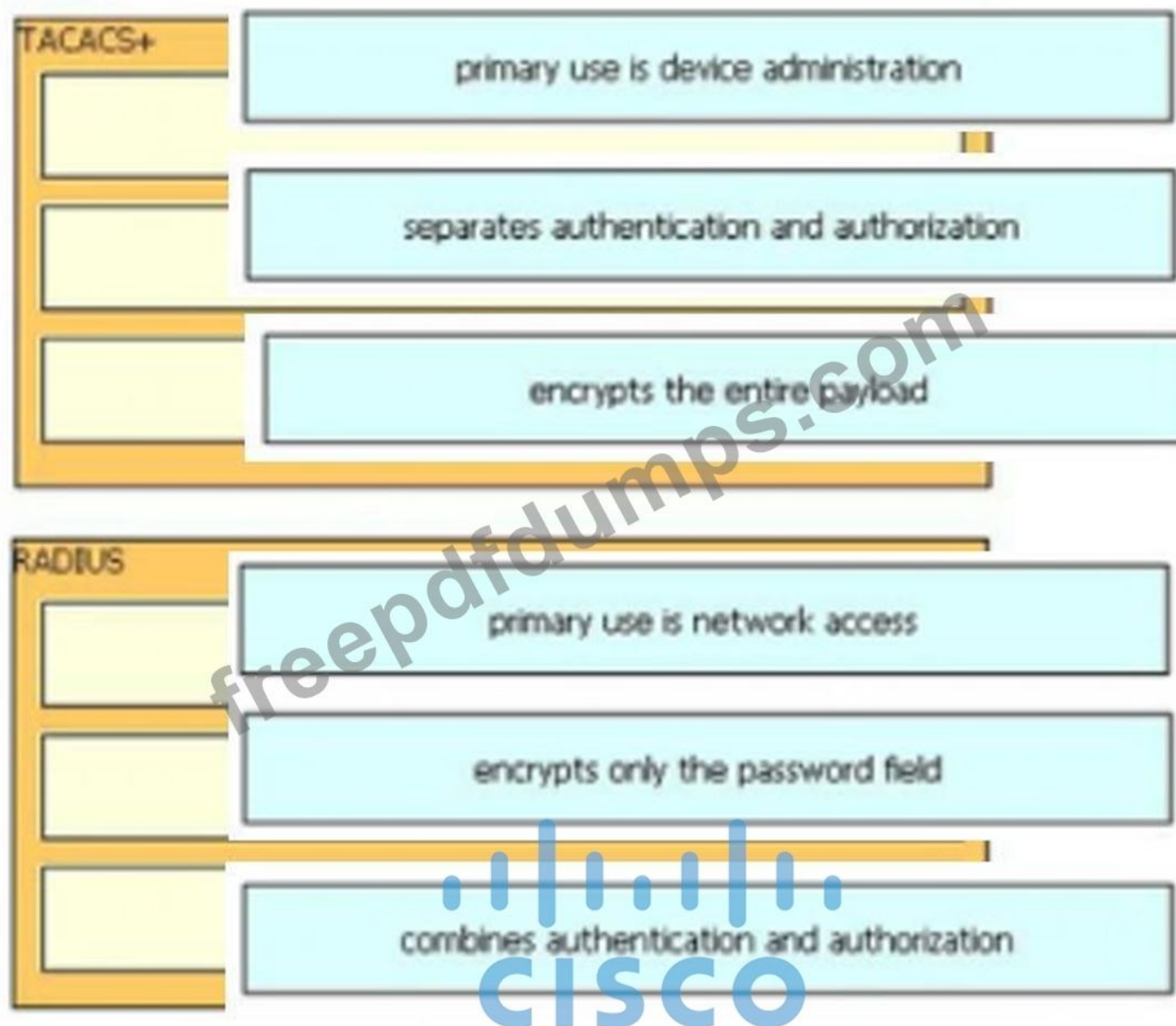
RADIUS

CISCO

Answer:



Explanation



<https://www.mbne.net/tech-notes/aaa-tacacs-radius>

NEW QUESTION: 68

Which two ports must be open between Cisco ISE and the client when you configure posture on Cisco ISE?

(Choose two.)

- A. TCP 80
- B. TCP 8905
- C. TCP 8443
- D. TCP 8906
- E. TCP 443

Answer: B,C (LEAVE A REPLY)

Section: Endpoint Compliance

Explanation/Reference: https://www.cisco.com/c/en/us/td/docs/security/ise/2-0/installation_guide/b_ise_InstallationGuide20/Cisco_SNS_3400_Series_Appliance_Ports_Reference.html

NEW QUESTION: 69

A network administrator changed a Cisco ISE deployment from pilot to production and noticed that the JVM memory utilization increased significantly. The administrator suspects this is due to replication between the nodes. What must be configured to minimize performance degradation?

- A. Review the profiling policies for any misconfiguration
- B. Enable the endpoint attribute filter
- C. Change the reauthenticate interval.
- D. Ensure that Cisco ISE is updated with the latest profiler feed update

Answer: B (LEAVE A REPLY)

https://www.cisco.com/c/en/us/td/docs/security/ise/2-3/admin_guide/b_ise_admin_guide_23/b_ise_admin_guide_23_chapter_010111.html

NEW QUESTION: 70

An organization has a fully distributed Cisco ISE deployment. When implementing probes, an administrator must scan for unknown endpoints to learn the IP-to-MAC address bindings. The scan is complete on one FPSN, but the information is not available on the others. What must be done to make the information available?

- A. Scanning must be initiated from the PSN that last authenticated the endpoint
- B. Cisco ISE must learn the IP-MAC binding of unknown endpoints via DHCP profiling, not via scanning
- C. Cisco ISE must be configured to learn the IP-MAC binding of unknown endpoints via RADIUS authentication, not via scanning
- D. Scanning must be initiated from the MnT node to centrally gather the information

Answer: (SHOW ANSWER)

NEW QUESTION: 71

Which personas can a Cisco ISE node assume?

- A. policy service, gatekeeping, and monitoring
- B. administration, monitoring, and gatekeeping
- C. administration, policy service, and monitoring
- D. administration, policy service, gatekeeping

Answer: C (LEAVE A REPLY)

Section: Architecture and Deployment

Explanation/Reference: https://www.cisco.com/en/US/docs/security/ise/1.0/user_guide/ise10_dis_deploy.html

NEW QUESTION: 72

An organization is hosting a conference and must make guest accounts for several of the speakers attending.

The conference ended two days early but the guest accounts are still being used to access the network. What must be configured to correct this?

- A. Create an authorization rule denying sponsored guest access.
- B. Create an authorization rule denying guest access.
- C. Navigate to the Sponsor Portal and suspend the guest accounts.
- D. Navigate to the Guest Portal and delete the guest accounts.

Answer: B (LEAVE A REPLY)

NEW QUESTION: 73

A customer wants to set up the Sponsor portal and delegate the authentication flow to a third party for added security while using Kerberos Which database should be used to accomplish this goal?

- A. RSA Token Server
- B. Active Directory
- C. Local Database
- D. LDAP

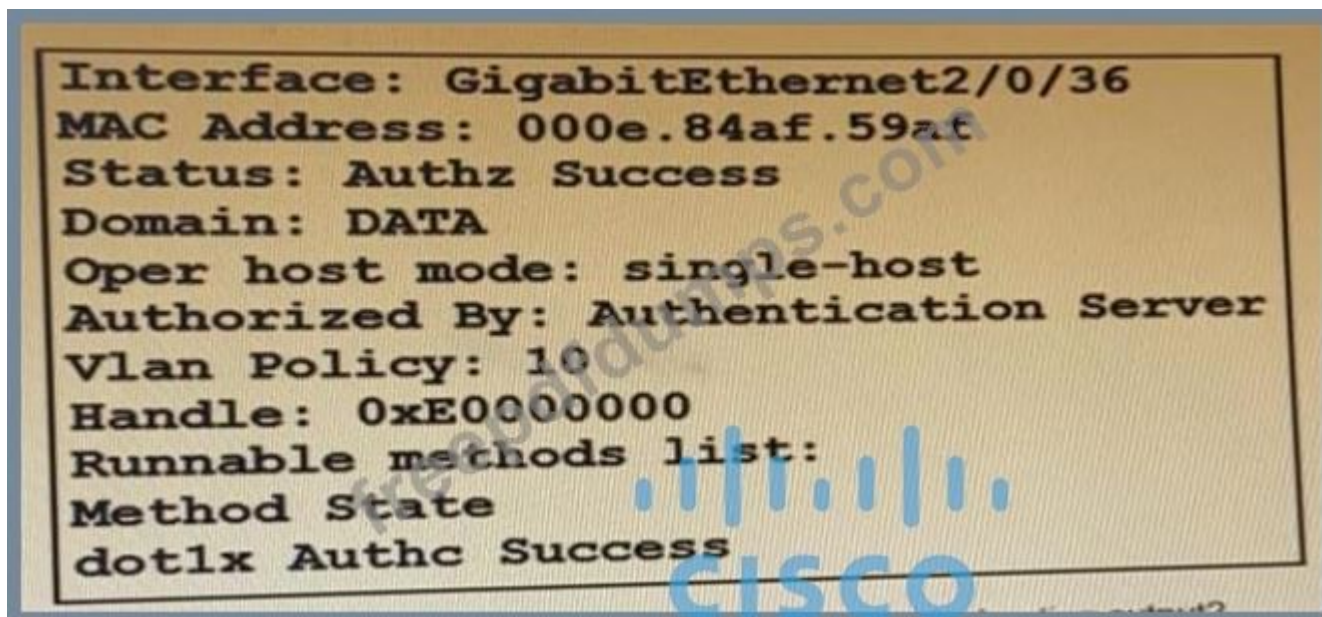
Answer: B (LEAVE A REPLY)

Explanation

https://www.cisco.com/c/en/us/td/docs/security/ise/2-6/admin_guide/b_ise_admin_guide_26/b_ise_admin_guide

NEW QUESTION: 74

Refer to the exhibit:



```
Interface: GigabitEthernet2/0/36
MAC Address: 000e.84af.59af
Status: Authz Success
Domain: DATA
Oper host mode: single-host
Authorized By: Authentication Server
Vlan Policy: 10
Handle: 0xE0000000
Runnable methods list:
Method State
dot1x Authc Success
```

Which command is typed within the CU of a switch to view the troubleshooting output?

- A. show authentication interface gigabitethemet2/0/36
- B. show authentication sessions method

- C. show authentication registrations
- D. show authentication sessions mac 000e.84af.59af details

Answer: ([SHOW ANSWER](#))

NEW QUESTION: 75

Which Cisco ISE node does not support automatic failover?

- A. Monitoring node
- B. Admin node
- C. Policy Services node
- D. Inline Posture node

Answer: ([SHOW ANSWER](#))

NEW QUESTION: 76

Which interface-level command is needed to turn on 802 1X authentication?

- A. Dofl1x pae authenticator
- B. authentication host-mode single-host
- C. dot1x system-auth-control
- D. aaa server radius dynamic-author

Answer: ([SHOW ANSWER](#))

Valid 300-715 Dumps shared by Actual4test.com for Helping Passing 300-715 Exam! Actual4test.com now offer the **newest 300-715 exam dumps**, the Actual4test.com 300-715 exam **questions have been updated** and **answers have been corrected** get the **newest** Actual4test.com 300-715 dumps with Test Engine here: https://www.actual4test.com/300-715_examcollection.html (377 Q&As Dumps, **30%OFF Special Discount: Freepdfdumps**)

NEW QUESTION: 77

Which three default endpoint identity groups does Cisco ISE create? (Choose three.)

- A. endpoint
- B. unknown
- C. blacklist
- D. profiled
- E. whitelist

Answer: **B,C,D** ([LEAVE A REPLY](#))

Section: Profiler

Explanation/Reference: https://www.cisco.com/en/US/docs/security/ise/1.0/user_guide/ise10_man_identities.html#wp1203054

NEW QUESTION: 78

How is policy services node redundancy achieved in a deployment?

- A. by enabling VIP
- B. by utilizing RADIUS server list on the NAD

C. by creating a node group

D. by deploying both primary and secondary node

Answer: D (LEAVE A REPLY)

Explanation

https://www.cisco.com/c/en/us/td/docs/security/ise/2-4/admin_guide/Workflow/b_deployment_2_4.html

NEW QUESTION: 79

Which two task types are included in the Cisco ISE common tasks support for TACACS+ profiles?

(Choose two.)

A. Firepower

B. WLC

C. IOS

D. ASA

E. Shell

Answer: B,E (LEAVE A REPLY)

Reference:

https://www.cisco.com/c/en/us/td/docs/security/ise/2-1/admin_guide/b_ise_admin_guide_21/b_ise_admin_guide_20_chapter_0100010.html TACACS+ Profile

TACACS+ profiles control the initial login session of the device administrator. A session refers to each individual authentication, authorization, or accounting request. A session authorization request to a network device elicits an ISE response. The response includes a token that is interpreted by the network device, which limits the commands that may be executed for the duration of a session. The authorization policy for a device administration access service can contain a single shell profile and multiple command sets. The TACACS+ profile definitions are split into two components:

Common tasks

Custom attributes

There are two views in the TACACS+ Profiles page (Work Centers > Device Administration > Policy Elements > Results > TACACS Profiles)-Task Attribute View and Raw View. Common tasks can be entered using the Task Attribute View and custom attributes can be created in the Task Attribute View as well as the Raw View. The Common Tasks section allows you to select and configure the frequently used attributes for a profile. The attributes that are included here are those defined by the TACACS+ protocol draft specifications. However, the values can be used in the authorization of requests from other services. In the Task Attribute View, the ISE administrator can set the privileges that will be assigned to the device administrator. The common task types are:

Shell

WLC

Nexus

Generic

The Custom Attributes section allows you to configure additional attributes. It provides a list of attributes that are not recognized by the Common Tasks section. Each definition consists of the attribute name, an indication of whether the attribute is mandatory or optional, and the value for the attribute. In the Raw View, you can enter the mandatory attributes using an equal to (=) sign between the attribute name and its value and optional attributes are entered using an asterisk (*) between the attribute name and its value. The attributes entered in the Raw View are reflected in the Custom Attributes section in the Task Attribute View and vice versa. The Raw View is also used to copy paste the attribute list (for example, another product's attribute list) from the clipboard onto ISE. Custom attributes can be defined for nonshell services.

NEW QUESTION: 80

A company is attempting to improve their BYOD policies and restrict access based on certain criteria. The company's subnets are organized by building. Which attribute should be used in order to gain access based on location?

- A. static group assignment
- B. IP address
- C. device registration status
- D. MAC address

Answer: (SHOW ANSWER)

Explanation

https://www.cisco.com/c/en/us/td/docs/security/ise/2-1/admin_guide/b_ise_admin_guide_21/b_ise_admin_g

NEW QUESTION: 81

An engineer deploys Cisco ISE and must configure Active Directory to then use information from Active Directory in an authorization policy. Which two components must be configured, in addition to Active Directory groups, to achieve this goal? (Choose two)

- A. Active Directory External Identity Sources
- B. Library Condition for External Identity. External Groups
- C. Identity Source Sequences
- D. LDAP External Identity Sources

Answer: (SHOW ANSWER)

E Library Condition for Identity Group: User Identity Group

NEW QUESTION: 82

Refer to the exhibit.

```
Switch(config)# aaa new-model
Switch(config)# aaa authentication dot1x default group radius
Switch(config)# aaa authorization network default group radius
```

A network engineers configuring the switch to accept downloadable ACLs from a Cisco ISC server Which two commands should be run to complete the configuration? (Choose two)

- A. ip device tracking
- B. radius-server attribute 8 include-in-access-req
- C. radius server vsa sand authentication
- D. dot1x system-auth-control
- E. aaa authorization auth-proxy default group radius

Answer: (SHOW ANSWER)

NEW QUESTION: 83

An administrator for a small network is configuring Cisco ISE to provide dynamic network access to users. Management needs Cisco ISE to not automatically trigger a CoA whenever a profile change is detected. Instead, the administrator needs to verify the new profile and manually trigger a CoA.

What must be configuring in the profiler to accomplish this goal?

- A. Port Bounce
- B. No CoA

C. Session Query

D. Reauth

Answer: (SHOW ANSWER)

Reference:

<https://ciscocustomer.lookbookhq.com/iseguidedjourney/ISE-profiling-policies>

NEW QUESTION: 84

What does a fully distributed Cisco ISE deployment include?

A. PAN and PSN on the same node while MnTs are on their own dedicated nodes.

B. PAN and MnT on the same node while PSNs are on their own dedicated nodes.

C. All Cisco ISE personas on their own dedicated nodes.

D. All Cisco ISE personas are sharing the same node.

Answer: A (LEAVE A REPLY)

https://www.cisco.com/c/en/us/td/docs/security/ise/2-4/admin_guide/b_ISE_admin_guide_24/m_setup_cisco_ise.html

NEW QUESTION: 85

In a standalone Cisco ISE deployment, which two personas are configured on a node? (Choose two)

A. publisher

B. administration

C. primary

D. policy service

E. subscriber

Answer: B,D (LEAVE A REPLY)

https://www.cisco.com/c/en/us/td/docs/security/ise/2-0/admin_guide/b_ise_admin_guide_20/b_ise_admin_guide_20_chapter_010.html

NEW QUESTION: 86

A network administrator is configuring authorization policies on Cisco ISE. There is a requirement to use AD group assignments to control access to network resources. After a recent power failure and Cisco ISE rebooting itself, the AD group assignments no longer work. What is the cause of this issue?

A. The AD join point is no longer connected.

B. The AD DNS response is slow.

C. The certificate checks are not being conducted.

D. The network devices ports are shut down.

Answer: A (LEAVE A REPLY)

Reference:

https://www.cisco.com/c/en/us/td/docs/security/ise/2-3/ise_active_directory_integration/b_ISE_AD_integration_2x.html#ID612

NEW QUESTION: 87

Which two fields are available when creating an endpoint on the context visibility page of Cisco IS? (Choose two)

A. Identity Group Assignment

B. Endpoint Family

C. Policy Assignment

D. Security Group Tag

E. IP Address

Answer: B,C ([LEAVE A REPLY](#))

NEW QUESTION: 88

Which two components are required for creating a Native Supplicant Profile within a BYOD flow? (Choose two)

A. Windows Settings

B. iOS Settings

C. Operating System

D. Redirect ACL

E. Connection Type

Answer: C,E ([LEAVE A REPLY](#))

NEW QUESTION: 89

An organization is hosting a conference and must make guest accounts for several of the speakers attending. The conference ended two days early but the guest accounts are still being used to access the network. What must be configured to correct this?

A. Create an authorization rule denying sponsored guest access.

B. Navigate to the Guest Portal and delete the guest accounts.

C. Navigate to the Sponsor Portal and suspend the guest accounts.

D. Create an authorization rule denying guest access.

Answer: ([SHOW ANSWER](#))

NEW QUESTION: 90

Select and Place

The image shows a drag-and-drop configuration interface. On the left, there are six blue boxes containing the following text:

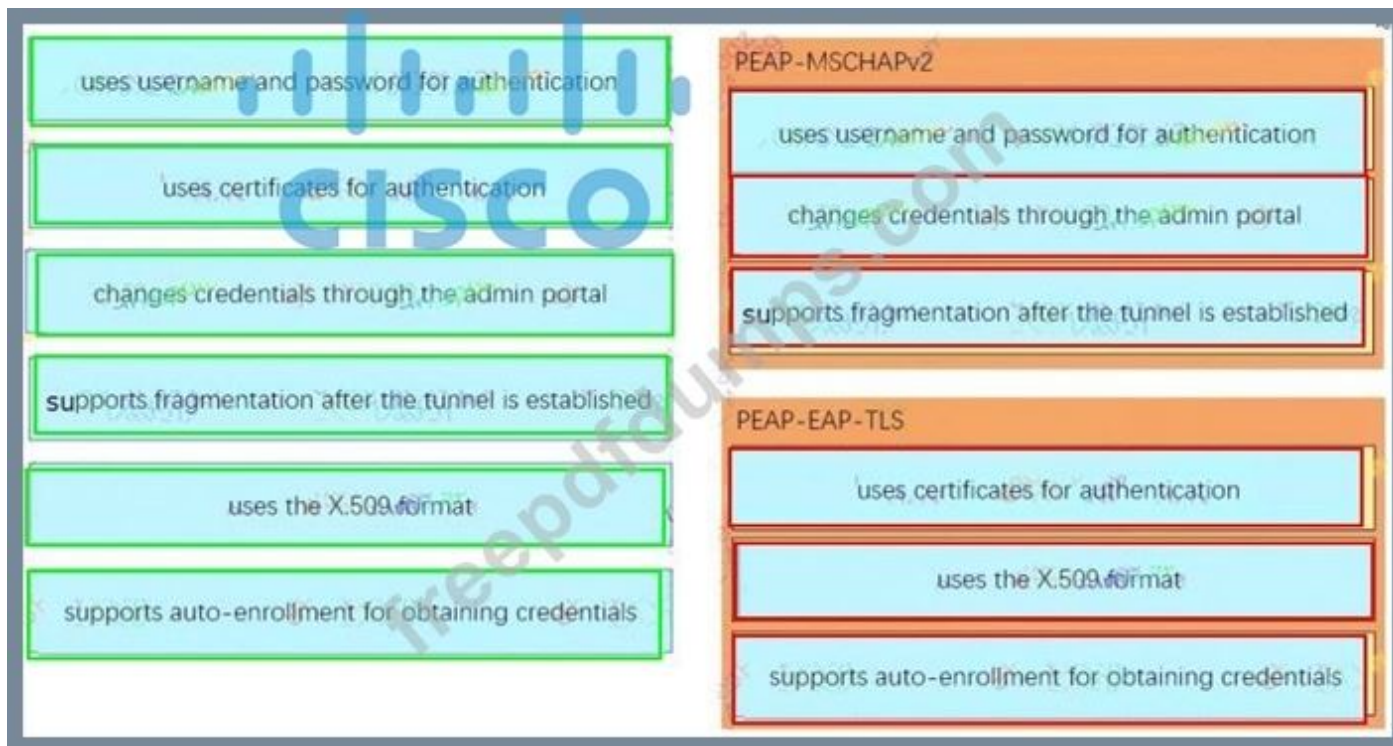
- uses username and password for authentication
- uses certificates for authentication
- changes credentials through the admin portal
- supports fragmentation after the tunnel is established
- uses the X-509 format
- supports auto-enrollment for obtaining credentials

On the right, there are two orange boxes representing authentication methods:

- PEAP-MSCHAPv2 (with three empty yellow slots below it)
- PEAP-EAP-TLS (with three empty yellow slots below it)

A large 'CISCO' watermark is overlaid on the interface.

Answer:



NEW QUESTION: 91

A network engineer is configuring Cisco TrustSec and needs to ensure that the Security Group Tag is being transmitted between two devices. Where in the Layer 2 frame should this be verified?

- A. CMD field
- B. 802.1Q field
- C. Payload
- D. 802.1 AE header

Answer: A (LEAVE A REPLY)

https://www.cisco.com/c/dam/global/en_ca/assets/ciscoconnect/2014/pdfs/policy_defined_segmentation_with_trustsec_rob_bleeker.pdf (slide 25)

Valid 300-715 Dumps shared by Actual4test.com for Helping Passing 300-715 Exam! Actual4test.com now offer the **newest 300-715 exam dumps**, the Actual4test.com 300-715 exam **questions have been updated** and **answers have been corrected** get the **newest** Actual4test.com 300-715 dumps with Test Engine here: https://www.actual4test.com/300-715_examcollection.html (377 Q&As Dumps, **30%OFF Special Discount: Freepdfdumps**)

NEW QUESTION: 92

What are the three default behaviors of Cisco ISE with respect to authentication, when a user connects to a switch that is configured for 802.1X, MAB, and WebAuth? (Choose three)

- A. Dot1x traffic uses internal users for retrieving identity.
- B. Dot1X traffic uses a user-defined identity store for retrieving identity.
- C. MAB traffic uses internal endpoints for retrieving identity.
- D. Unmatched traffic is allowed on the network.
- E. Unmatched traffic is dropped because of the Reject/Reject/Drop action that is configured under Options.

Answer: B,C,E ([LEAVE A REPLY](#))

NEW QUESTION: 93

Drag the Cisco ISE node types from the left onto the appropriate purposes on the right.

Administration

Policy Service

Monitoring

pxGrid

provides advanced troubleshooting tools that can be used to effectively manage the network and resources

shares context-sensitive information from Cisco ISE to subscribers

manages all system-related configuration and configurations that relate to functionality such as authentication, authorization, and auditing

provides network access, posture, guest access, client provisioning and profiling services, and evaluates the policies to make all decisions

Answer:

Administration

Monitoring

Policy Service

pxGrid

Monitoring

Administration

pxGrid

Policy Service

Explanation

Administration		provides advanced troubleshooting tools that can be used to effectively manage the network and resources
Policy Service		shares context-sensitive information from Cisco ISE to subscribers
Monitoring		manages all system-related configuration and configurations that relate to functionality such as authentication, authorization, and auditing
pxGrid		provides network access, posture, guest access, client provisioning and profiling services, and evaluates the policies to make all decisions



Monitoring = provides advanced monitoring and troubleshooting tools that you can use to effectively manage your network and resources
 Policy Service = provides network access, posture, guest access, client provisioning, and profiling services.

This persona evaluates the policies and makes all the decisions.

Administration = manages all system-related configuration and configurations that relate to functionality such as authentication, authorization, auditing, and so on

pxGrid = shares context-sensitive information from Cisco ISE to subscribers

https://www.cisco.com/c/en/us/td/docs/security/ise/1-4/admin_guide/b_ise_admin_guide_14/b_ise_admin_guide

NEW QUESTION: 94

Which two fields are available when creating an endpoint on the context visibility page of Cisco ISE? (Choose two)

- A. Policy Assignment
- B. Identity Group Assignment
- C. Security Group Tag
- D. Endpoint Family
- E. IP Address

Answer: **(SHOW ANSWER)**

NEW QUESTION: 95

An administrator is configuring cisco ISE to authenticate users logging into network devices using TACACS+. The administrator is not seeing any of the authentication in the TACACS+ live logs. Which action ensures the users are able to log into the network devices?

- A. Enable the device administration service in the PSN persona.
- B. Enable the session services in the administration persona
- C. Enable the service sessions in the PSN persona.

D. Enable the device administration service in the Administration persona

Answer: D ([LEAVE A REPLY](#))

NEW QUESTION: 96

Which two methods should a sponsor select to create bulk guest accounts from the sponsor portal? (Choose two)

- A. Random
- B. Monthly
- C. Imported
- D. Daily
- E. Known

Answer: A,C ([LEAVE A REPLY](#))

NEW QUESTION: 97

MacOS users are complaining about having to read through wordy instructions when remediating their workstations to gain access to the network Which alternate method should be used to tell users how to remediate?

- A. file distribution
- B. message text
- C. URL link
- D. executable

Answer: C ([LEAVE A REPLY](#))

NEW QUESTION: 98

The IT manager wants to provide different levels of access to network devices when users authenticate using TACACS+. The company needs specific commands to be allowed based on the Active Directory group membership of the different roles within the IT department. The solution must minimize the number of objects created in Cisco ISE. What must be created to accomplish this task?

- A. one shell profile and one command set
- B. one shell profile and multiple command sets
- C. multiple shell profiles and multiple command sets
- D. multiple shell profiles and one command set

Answer: ([SHOW ANSWER](#))

NEW QUESTION: 99

What is the minimum certainty factor when creating a profiler policy?

- A. the minimum number that a device certainty factor must reach to become a member of the profile
- B. the maximum number that a device certainty factor must reach to become a member of the profile
- C. the minimum number that a predefined condition provides
- D. the maximum number that a predefined condition provides

Answer: A ([LEAVE A REPLY](#))

NEW QUESTION: 100

An engineer must configure Cisco ISE to provide internet access for guests in which guests are required to enter a code to gain network access. Which action accomplishes the goal?

- A. Create a BYOD policy that bypasses the authentication of the user and authorizes access codes.
- B. Configure the sponsor portal with a single account and use the access code as the password.
- C. Configure the hotspot portal for guest access and require an access code.
- D. Configure the self-registered guest portal to allow guests to create a personal access code.

Answer: ([SHOW ANSWER](#))

NEW QUESTION: 101

Refer to the exhibit.



Which component must be configured to apply the SGACL?

- A. secure server
- B. host
- C. ingress router
- D. egress router

Answer: ([SHOW ANSWER](#))

NEW QUESTION: 102

An administrator replaced a PSN in the distributed Cisco ISE environment. When endpoints authenticate to it, the devices are not getting the right profiles or attributes and as a result, are not hitting the correct policies. This was working correctly on the previous PSN. Which action must be taken to ensure the endpoints get identified?

- A. Verify the shared secret used between the switch and the PSN.
- B. Verify that the profiling service is running on the new PSN.
- C. Verify that the MnT node is tracking the session.
- D. Verify that the authentication request the PSN is receiving is not malformed.

Answer: ([SHOW ANSWER](#))

NEW QUESTION: 103

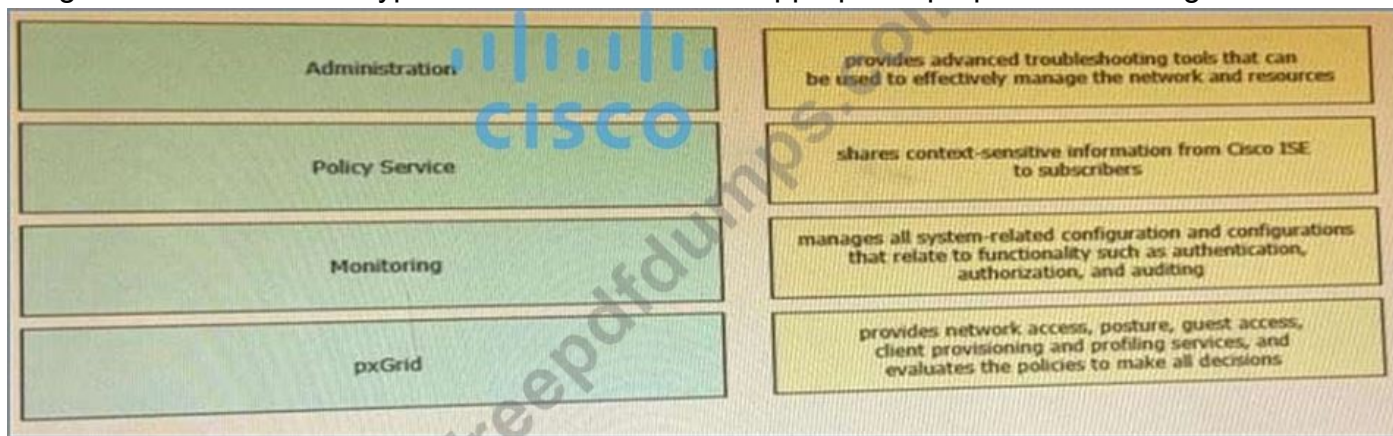
Which Cisco ISE deployment model provides redundancy by having every node in the deployment configured with the Administration, Policy Service, and Monitoring personas to protect from a complete node failure?

- A. distributed
- B. hybrid
- C. two-node
- D. dispersed


Answer: A ([LEAVE A REPLY](#))

NEW QUESTION: 104

Drag the Cisco ISE node types from the left onto the appropriate purposes on the right.



Answer:



Explanation

Monitoring = provides advanced monitoring and troubleshooting tools that you can use to effectively manage your network and resources
Policy Service = provides network access, posture, guest access, client provisioning, and profiling services.

This persona evaluates the policies and makes all the decisions.

Administration = manages all system-related configuration and configurations that relate to functionality such as authentication, authorization, auditing, and so on

pxGrid = shares context-sensitive information from Cisco ISE to subscribers

https://www.cisco.com/c/en/us/td/docs/security/ise/1-4/admin_guide/b_ise_admin_guide_14/b_ise_admin_guide

NEW QUESTION: 105

An administrator is configuring a Cisco WLC for web authentication. Which two client profiling methods are enabled by default if the 'Apply Cisco ISE Default Settings' check box has been selected? (Choose two.)

- A. CDP
- B. DHCP
- C. HTTP
- D. SNMP
- E. LLDP

Answer: A,E ([LEAVE A REPLY](#))

NEW QUESTION: 106

In a standalone Cisco ISE deployment, which two personas are configured on a node? (Choose two)

- A. publisher
- B. administration
- C. primary
- D. policy service
- E. subscriber

Answer: (SHOW ANSWER)

Reference:

https://www.cisco.com/c/en/us/td/docs/security/ise/2-0/admin_guide/b_ise_admin_guide_20/b_ise_admin_guide_20_chapter_010.html

Valid 300-715 Dumps shared by Actual4test.com for Helping Passing 300-715 Exam! Actual4test.com now offer the **newest 300-715 exam dumps**, the Actual4test.com 300-715 exam **questions have been updated** and **answers have been corrected** get the **newest** Actual4test.com 300-715 dumps with Test Engine here: https://www.actual4test.com/300-715_examcollection.html (377 Q&As Dumps, **30%OFF** Special Discount: **Freepdfdumps**)

NEW QUESTION: 107

What is a requirement for Feed Service to work?

- A. Cisco ISE has access to an internal server to download feed update
- B. TCP port 3080 must be opened between Cisco ISE and the feed server
- C. Cisco ISE has a base license.
- D. Cisco ISE has Internet access to download feed update

Answer: C (LEAVE A REPLY)

Valid 300-715 Dumps shared by Actual4test.com for Helping Passing 300-715 Exam! Actual4test.com now offer the **newest 300-715 exam dumps**, the Actual4test.com 300-715 exam **questions have been updated** and **answers have been corrected** get the **newest** Actual4test.com 300-715 dumps with Test Engine here: https://www.actual4test.com/300-715_examcollection.html (377 Q&As Dumps, **30%OFF** Special Discount: **Freepdfdumps**)