

Microsoft.MS-600.v2023-07-18.q98

Exam Code:	MS-600
Exam Name:	Building Applications and Solutions with Microsoft 365 Core Services
Certification Provider:	Microsoft
Free Question Number:	98
Version:	v2023-07-18
# of views:	1406
# of Questions views:	980
https://www.freepdfdumps.com/Microsoft.MS-600.v2023-07-18.q98.html	

NEW QUESTION: 1

You are developing a new Microsoft Office Add-in to integrate a corporate invoicing system and Microsoft Excel.

You need to add a new button to the Office ribbon.

What should you add to the add-in?

- A. a task pane
- B. a dialog
- C. a custom function
- D. a command

Answer: D (LEAVE A REPLY)

Add commands to a custom group

1. In the Customize the Ribbon window under the Customize the Ribbon list, click the custom group that you want to add a command to.
2. In the Choose commands from list, click the list you want to add commands from, for example, Popular Commands or All Commands.



3. Click a command in the list that you choose.
4. Click Add.
5. To see and save your changes, click OK.

NEW QUESTION: 2

You plan to implement a new task pane in Microsoft Office.

For each of the following statements, select Yes if the statement is true. Otherwise, select No.

NOTE: Each correct selection is worth one point.

Microsoft Statements	Yes	No
Task panes are available in Office Online.	<input type="radio"/>	<input type="radio"/>
Task panes can be placed on either the left or right side of application windows.	<input type="radio"/>	<input type="radio"/>
Task panes can be used to modify the contents of documents.	<input type="radio"/>	<input type="radio"/>

Answer:

Statements	Yes	No
Task panes are available in Office Online.	<input checked="" type="radio"/>	<input type="radio"/>
Task panes can be placed on either the left or right side of application windows.	<input checked="" type="radio"/>	<input type="radio"/>
Task panes can be used to modify the contents of documents.	<input type="radio"/>	<input checked="" type="radio"/>

Reference:

<https://github.com/OfficeDev/office-js-docs-pr/blob/master/docs/develop/automatically-open-a-task-pane-with-a-document.md>

<https://docs.microsoft.com/en-us/office/troubleshoot/settings/office-program-task-panes>

NEW QUESTION: 3

You are creating an app manifest for Microsoft Teams.

You need to create a team tab and a personal tab. The team tab must be scoped for group chat.

How should you complete the manifest? To answer, select the appropriate options in the answer area.

NOTE: Each correct selection is worth one point.

Answer Area

```
...
"configurableTabs": [
  {
    "configurationUrl": "https://yourconfiguration.contoso.com",
    "canUpdateConfiguration": true,
    "scopes": [
      "groupchat"
      "personal"
      "sharePointFullPage"
      "team"
    ]
  }
],
"staticTabs": [
  {
    "entityId": "yourFirstTab",
    "name": "your first tab",
    "contentUrl": "https://yourfirsttab.contoso.com"
    "scopes": [
      "groupchat"
      "personal"
      "sharePointFullPage"
      "team"
    ]
  }
]
...
```

Answer:

Answer Area

```
...  
"configurableTabs": [  
  {  
    "configurationUrl": "https://yourconfiguration.contoso.com",  
    "canUpdateConfiguration": true,  
    "scopes": [  
      "groupchat"  
      "personal"  
      "sharePointFullPage"  
      "team"  
    ]  
  }  
],  
"staticTabs": [  
  {  
    "entityId": "yourFirstTab",  
    "name": "Your first tab",  
    "contentUrl": "https://yourfirsttab.contoso.com"  
    "scopes": [  
      "groupchat"  
      "personal"  
      "sharePointFullPage"  
      "team"  
    ]  
  }  
]  
...
```



Reference:

<https://medium.com/netcompany/custom-microsoft-teams-applications-the-easy-way-6da0a5975336>

NEW QUESTION: 4

Note: This question is part of a series of questions that present the same scenario. Each question in the series contains a unique solution that might meet the stated goals. Some question sets have more than one correct solution, while others might not have a correct solution.

After you answer a question in this section, you will NOT be able to return to it. As a result, these questions will not appear in the review screen.

You need to deploy a Microsoft Teams app. The app will create a Microsoft Teams personal tab that displays a website.

Solution: You manually create a Microsoft Teams manifest file that includes a configurableTabs section containing the name, ID, and content URL of the website.

Does this meet the goal?

A. Yes

B. No

Answer: B (LEAVE A REPLY)

Reference:

<https://docs.microsoft.com/en-us/microsoftteams/platform/tabs/how-to/create-personal-tab?tabs=nodejs>

NEW QUESTION: 5

You are developing a Microsoft Office Add-in for Word.

You need to persist the user state across sessions by using the Office JavaScript API.

Which two objects can you use to persist the state? Each correct answer presents a complete solution.

NOTE: Each correct selection is worth one point.

A. CustomXMLParts

B. RoamingSeccings

C. Settings

D. CustomProperties

Answer: C,D (LEAVE A REPLY)

Settings: Office application support by Word, Excel, or PowerPoint.

The document, spreadsheet, or presentation the add-in is working with. Content and task pane add-in settings are available to the add-in that created them from the document where they are saved.

CustomXmlIParts: Office application support by Word (using the Office JavaScript Common API) Excel (using the application-specific Excel JavaScript API).

The document, spreadsheet, or presentation the add-in is working with.

Reference:

<https://docs.microsoft.com/en-us/office/dev/add-ins/develop/persisting-add-in-state-and-settings>

NEW QUESTION: 6

You need to recommend which API object the SharePoint Framework (SPFx) intranet components will use to access the research department's project management solution.

What should you recommend?

A. HttpClient

B. AadHccpClient

C. MSGraphClient

D. SPHccpClient

Answer: (SHOW ANSWER)

Reference:

<https://docs.microsoft.com/en-us/sharepoint/dev/spfx/use-aadhttpclient>

NEW QUESTION: 7

You have an Azure Static Web Apps app named Web1.

You build a Microsoft Teams app named App1.

You need to deploy App1 to Web1 by using GitHub Actions.

Which two credentials can you use? Each correct answer presents a complete solution.

NOTE: Each correct selection is worth one point.

- A. the identity of the GitHub Actions workflow
- B. a Static Web Apps deployment token
- C. a service principal
- D. a client secret

Answer: ([SHOW ANSWER](#))

NEW QUESTION: 8

You company has a third-party invoicing web app.

You need to display the app within Microsoft Teams for one user only. The app will not require conversational interactions.

How should you display the app by using the minimum amount of effort?

- A. Instruct the user to add a website tab
- B. Instruct the user to add an App Studio app
- C. Create a SharePoint Framework (SPFx) web part
- D. Create a search-based messaging extension

Answer: A ([LEAVE A REPLY](#))

There are currently three methods of app integration in Teams: Connectors, Bots, and Tabs. Tabs offer more extensive integration by allowing you to view entire third-party services within Microsoft Teams.

NEW QUESTION: 9

You have a server-side web app that uses OAuth 2.0 and is registered to the Microsoft identity platform.

A user acquires an authorization token.

You need to specify which HTTP header format the user must use to access the app.

What should you specify? To answer, select the appropriate options in the answer area.

NOTE: Each correct selection is worth one point.

Answer Area

Authorization:
Proxy-Authenticate:
Content-Type:

Application/oauth2
Bearer
Oauth2

eyJ0eXAiOiJKV1QiLCJhb...

Answer:

Answer Area

Authorization:
Proxy-Authenticate:
Content-Type:

Application/oauth2
Bearer
Oauth2

eyJ0eXAiOiJKV1QiLCJhb...

NEW QUESTION: 10

You are building a server-based web app that will use OAuth2 and will be registered with the Microsoft identity platform.

Which two values does the app require to obtain tokens from the Azure Active Directory (Azure AD) authorization endpoint? Each correct answer presents part of the solution.

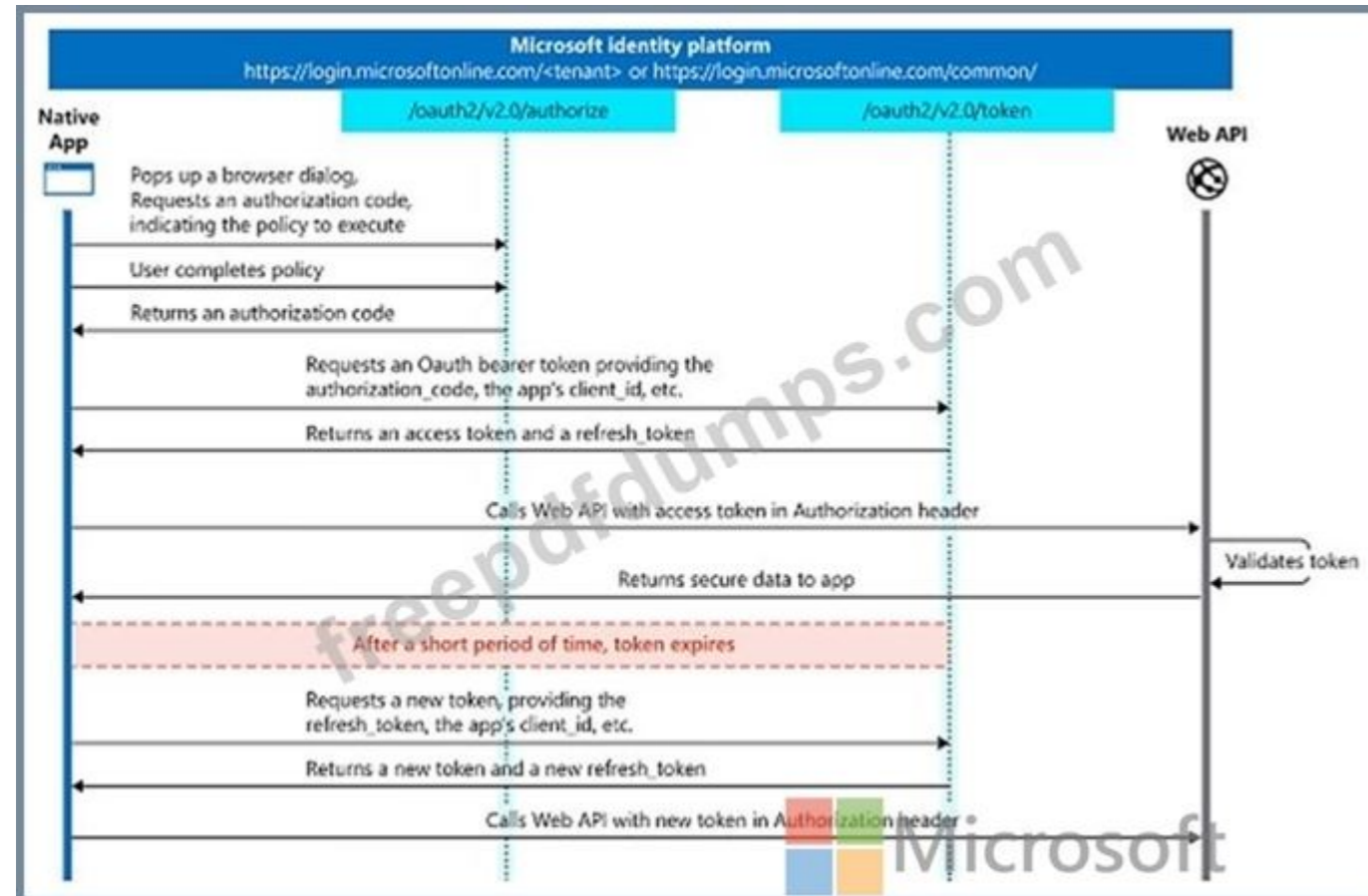
NOTE: Each correct selection is worth one point.

- A. the tenant ID
- B. the context token
- C. the application ID
- D. the application secret
- E. the authorization code

Answer: (SHOW ANSWER)

C: The required client_id is the Application (client) ID that the Azure portal - App registrations experience assigned to your app.

E: The authorization code flow begins with the client directing the user to the /authorize endpoint.



NEW QUESTION: 11

You need to publish build status messages to a Microsoft Teams channel.

Solution: You create a bot that monitors the build pipeline and pushes the messages to the channel by using the Microsoft Bot Framework.

Does this meet the goal?

- A. Yes
- B. No

Answer: A (LEAVE A REPLY)

This solution does not meet the goal because creating a bot that monitors the build pipeline and pushes the messages to the channel by using the Microsoft Bot Framework requires additional coding and configuration.

A simpler and more efficient solution is to use Azure Pipelines app for Microsoft Teams¹. This app allows you to easily subscribe to build status messages from Azure DevOps and receive them in your Teams channel without writing any code.

Alternatively, you can also use Incoming Webhook² or Project or Roadmap app³ to send notifications to a Teams channel from other sources.

In addition, there are some recent news about Microsoft Teams that you might be interested in:

Microsoft Teams Allows Users To Mark Messages As Important Or Urgent⁴

Microsoft Teams is getting big performance improvements next month⁵

NEW QUESTION: 12

Note: This question is part of a series of questions that present the same scenario. Each question in the series contains a unique solution that might meet the stated goals. Some question sets have more than one correct solution, while others might not have a correct solution.

After you answer a question in this section, you will NOT be able to return to it. As a result, these questions will not appear in the review screen.

You are developing a new application named App1 that uses the Microsoft identity platform to authenticate to Azure Active Directory (Azure AD).

Currently, App1 can read user profile information.

You need to allow App1 to read the user's calendar.

Solution: From the Azure portal, edit the API permission list for App1. Add the Microsoft Graph API and the Calendars.Read permissions and then grant tenant admin consent.

Does this meet the goal?

A. Yes

B. No

Answer: ([SHOW ANSWER](#))

Microsoft Graph Calendars.Read allows the app to read events in user calendars.

For your app to access data in Microsoft Graph, the user or administrator must grant it the correct permissions via a consent process.

Application permissions are used by apps that run without a signed-in user present; for example, apps that run as background services or daemons. Application permissions can only be consented by an administrator.

Reference:

<https://docs.microsoft.com/en-us/azure/active-directory/develop/v2-permissions-and-consent>

<https://docs.microsoft.com/en-us/graph/permissions-reference>

NEW QUESTION: 13

You are building a custom API.

Client applications will use access tokens to authenticate to the API.

You need to validate the integrity of the tokens.

Which three elements should you verify? Each correct answer presents part of the solution.

NOTE: Each correct selection is worth one point.

A. the JSON Web Token (JWT) signature

B. the exp claim

C. the tld claim

D. the aud claim

E. the iat claim

Answer: ([SHOW ANSWER](#))

NEW QUESTION: 14

You need to develop an add-in for Microsoft Excel that can be used from the Windows, Mac, and web versions of Excel.

What are two ways to develop the add-in? Each correct answer presents a complete solution?

NOTE: Each correct selection is worth one point.

- A. From Microsoft Teams, install App Studio
- B. From Microsoft Visual Studio that has the Microsoft Office/SharePoint development workload installed, create a new project that uses a Web Add-in template
- C. From the Microsoft Office 365 portal, use Microsoft PowerApps
- D. Use the Yeoman generator for Microsoft Office Add-ins to create the project, and then open the project in Microsoft Visual Studio Code
- E. From Microsoft Visual Studio that has the Microsoft Office/SharePoint development workload installed, create a new project that uses a Visual Studio Tools for Office (VSTO) template

Answer: D,E (LEAVE A REPLY)

D: Run the following command to create an add-in project using the Yeoman generator:

```
yo office
```

Visual Studio Code is a great tool to help you develop your custom Office Add-ins regardless if they are for Outlook, Word, Excel, PowerPoint and run in the web clients, Windows clients, iOS clients or on macOS.

Open the project in Visual Studio Code by entering the following on the command line from within the same folder where you ran the generator:
code.

E: You can create VSTO Add-ins for Excel.

To create a new Excel VSTO Add-in project in Visual Studio
Start Visual Studio.

On the File menu, point to New, and then click Project.

In the templates pane, expand Visual C# or Visual Basic, and then expand Office/SharePoint.

Under the expanded Office/SharePoint node, select the Office Add-ins node.

In the list of project templates, select Excel 2010 Add-in or Excel 2013 Add-in.

In the Name box, type FirstExcelAddIn.

Click OK.

Visual Studio creates the FirstExcelAddIn project and opens the ThisAddIn code file in the editor.

Reference:

https://code.visualstudio.com/docs/other/office#_use-visual-studio-code-to-develop-your-office-addin

<https://docs.microsoft.com/en-us/visualstudio/vsto/walkthrough-creating-your-first-vsto-add-in-for-excel>

NEW QUESTION: 15

You build a Microsoft Teams app named App1.

You plan to publish App1 to the Teams store.

You need to complete the Microsoft 365 certification for App1. The solution must minimize administrative effort.

To which domains must you submit evidence?

- A. application security only
- B. data handling security and privacy only
- C. operational security only
- D. application security and data handling security and privacy only
- E. operational security and data handling security and privacy only
- F. application security, data handling security and privacy, and operational security

Answer: F (LEAVE A REPLY)

You must submit evidence to all three domains in order to successfully complete the Microsoft 365 certification for App1.

NEW QUESTION: 16

You develop a Microsoft Teams app named App1. You need to create a package for App1. Which files should you include in the package?

- A. the executable file, an outline image, and a manifest XML file
- B. the client-side code, an app icon, and a manifest JSON file
- C. a client certificate, an outline image, and a manifest XML file
- D. an outline image, an app icon, and a manifest JSON file

Answer: ([SHOW ANSWER](#))

Valid MS-600 Dumps shared by Actual4test.com for Helping Passing MS-600 Exam! Actual4test.com now offer the **newest MS-600 exam dumps**, the Actual4test.com MS-600 exam **questions have been updated** and **answers have been corrected** get the **newest** Actual4test.com MS-600 dumps with Test Engine here: https://www.actual4test.com/MS-600_examcollection.html (244 Q&As Dumps, **30%OFF Special Discount: Freepdfdumps**)

NEW QUESTION: 17

You have a Microsoft 365 subscription that uses Microsoft Teams.

You need to identify which Teams apps were built by the IT department and are available in the Teams client.

Which Microsoft Graph request should you use?

- A. `GET https://graph.microsoft.com/v1.0/appCatalogs/teamsApps?$filter=distributionMethod eq 'organization'`
- B. `GET https://graph.microsoft.com/v1.0/users/<userId>/teamwork/installedApps/`
- C. `GET https://graph.microsoft.com/v1.0/appCatalogs/teamsApps?$filter=distributionMethod eq 'store'`
- D. `GET https://graph.microsoft.com/v1.0/teams/b1c5353a-7aca-41b3-830f-27d5218fe0e5/installedApps`

Answer: A ([LEAVE A REPLY](#))

NEW QUESTION: 18

You are developing a Microsoft Teams solution to host an existing webpage as a Teams tab.

Which requirement must the page meet?

- A. The page must adhere to HTML 5.0 standards
- B. The page must adhere to WCAG 2.0 accessibility guidelines
- C. The page must be hosted on a domain that is on the validDomains list of the manifest
- D. The page must use CSS3 stylesheets

Answer: C ([LEAVE A REPLY](#))

Make sure that all domains used in your tab pages are listed in the manifest.json validDomains array.

Reference:

configuration-page

NEW QUESTION: 19

You are developing a Microsoft Team application. To host a webpage in a Teams tab, the manifest file must include the contentUrl property within the staticTabs property.

Instructions: Review the underline text. If the makes the statement correct, select " No change is needed. " If the statement is incorrect, select the answer choice that makes the statement correct.

- A. ValidDomain property within the staticTabs property
- B. No change is needed.
- C. websiteUrl property within the configurableTabs property
- D. ValidDomain property within the configurableTabs property

Answer: [\(SHOW ANSWER\)](#)

NEW QUESTION: 20

For each of the following statements, select Yes if the statement is true. Otherwise, select No.

NOTE: Each correct selection is worth one point.

Statements	Yes	No
Microsoft SharePoint solutions that contain isolated web parts can be uploaded to the tenant app catalog.	<input type="radio"/>	<input type="radio"/>
Isolated web parts and non-isolated web parts can communicate with the Microsoft SharePoint REST API in the same way.	<input type="radio"/>	<input type="radio"/>
A non-isolated web part can be changed to an isolated web part.	<input type="radio"/>	<input type="radio"/>

Answer:

Statements	Yes	No
Microsoft SharePoint solutions that contain isolated web parts can be uploaded to the tenant app catalog.	<input checked="" type="radio"/>	<input type="radio"/>
Isolated web parts and non-isolated web parts can communicate with the Microsoft SharePoint REST API in the same way.	<input checked="" type="radio"/>	<input type="radio"/>
A non-isolated web part can be changed to an isolated web part.	<input checked="" type="radio"/>	<input type="radio"/>

NEW QUESTION: 21

You are evaluating the SharePoint Framework (SPFx) ListView Command Set extension.

For each of the following statements, select Yes if the statement is true. Otherwise, select No.

NOTE: Each correct selection is worth one point.

Statements	Yes	No
The ListView Command Set extension is a client-side component that runs inside the context of a Microsoft SharePoint page.	<input type="radio"/>	<input type="radio"/>
You can create custom toolbar buttons in lists and libraries by using the ListView Command Set extension.	<input type="radio"/>	<input type="radio"/>
You can create context menu items in lists and libraries by using the ListView Command Set extension.	<input type="radio"/>	<input type="radio"/>

Answer:

Statements	Yes	No
The ListView Command Set extension is a client-side component that runs inside the context of a Microsoft SharePoint page.	<input checked="" type="radio"/>	<input type="radio"/>
You can create custom toolbar buttons in lists and libraries by using the ListView Command Set extension.	<input checked="" type="radio"/>	<input type="radio"/>
You can create context menu items in lists and libraries by using the ListView Command Set extension.	<input checked="" type="radio"/>	<input type="radio"/>

NEW QUESTION: 22

You need to publish build status messages to a Microsoft Teams channel.

Solution: You create an app that monitors the build pipeline and pushes the messages to the channel by using an incoming webhook.

Does this meet the goal?

A. Yes

B. No

Answer: B ([LEAVE A REPLY](#))

NEW QUESTION: 23

You have a Microsoft Teams app that includes a task module. You need to invoke the task module. What should you use?

A. a connector, a webhook, or a bot only

B. a link in a tab, a deep link, Of an activity feed only

C. a bot, a link in a tab, or a deep link only

D. a link in a tab, a webhook, or a connector only

Answer: A ([LEAVE A REPLY](#))

NEW QUESTION: 24

You are developing a web app that will display emails from the Microsoft 365 mailbox of the current signed-in user.

For performance reasons, you do not want all the emails to be loaded simultaneously, rather page-by-page as the user navigates the app.

You plan to display 30 emails per page. The most recent emails must be displayed first.

How should you complete the query parameters for the REST request to display the third page of emails? To answer, drag the appropriate query parameters to the correct targets. Each query parameter may be used once, more than once, or not at all. You may need to drag the split bar between panes or scroll to view content.

NOTE: Each correct selection is worth one point.

Actions

- filter
- search
- select
- skip
- top

Answer Area

GET https://graph.microsoft.com/v1.0/me/messages?\$

Parameter =60&\$

Parameter =30&\$orderby=sentDateTime desc

Answer:

Actions

- filter
- search
- select
- skip
- top

Answer Area

GET https://graph.microsoft.com/v1.0/me/messages?\$top Parameter =60&\$skip Parameter =30&\$orderby=sentDateTime desc

NEW QUESTION: 25

You have a SharePoint Framework (SPFx) 1.5 solution.

You need to ensure that the solution can be used as a tab in Microsoft Teams.

What should you do first?

- A. Convert the solution to use the Bot Framework
- B. Deploy the solution to a developer site collection
- C. Deploy the solution to the Microsoft AppSource store
- D. Upgrade the solution to the latest version of SPFx

Answer: D ([LEAVE A REPLY](#))

Starting with the SharePoint Framework v1.8, you can implement your Microsoft Teams tabs using SharePoint Framework.

NEW QUESTION: 26

You are building a Microsoft Outlook add-in.

Which object should you use to save additional information in an email?

- A. CustomProperties
- B. CustomXMLParts
- C. RoamingSettings

D. localStorage

Answer: A ([LEAVE A REPLY](#))

Reference:

<https://docs.microsoft.com/en-us/office/dev/add-ins/outlook/manage-state-and-settings-outlook>

NEW QUESTION: 27

You have a Microsoft 365 tenant that contains a group named Group1. Group1 is configured as shown in the following table.

You need to create a Microsoft Teams team for Group1. The team must contain two channels named Events and Projects.

How should you complete the Microsoft Graph API operation? To answer, select the appropriate options in the answer area.

NOTE: Each correct selection is worth one point.



```
https://graph.microsoft.com/v1.0/teams
PUT
POST
MERGE
Content-Type: application/json
{
  "template@odata.bind":
  "https://graph.microsoft.com/v1.0/teamsTemplates('standard')",
  "displayName": "04a7aa8c-60f8-4c57-af9b-b6cac33345d7",
  "group@odata.bind": "https://graph.microsoft.com/v1.0/groups('04a7aa8c-60f8-4c57-af9b-b6cac33345d7')",
  "channels": [
    {
      "displayName": "Events",
      "isFavoriteByDefault": true
    },
    {
      "displayName": "Projects"
    }
  ]
}
```

Answer:

```

https://graph.microsoft.com/v1.0/teams
PUT
POST
MERGE
Content-Type: application/json
{
  "template@odata.bind":
  "https://graph.microsoft.com/v1.0/teamsTemplates('standard')",
  "displayName": "04a7aa8c-60f8-4c57-af9b-b6cac33345d7",
  "displayName": "/groups/04a7aa8c-60f8-4c57-af9b-b6cac33345d7",
  "group@odata.bind": "https://graph.microsoft.com/v1.0/04a7aa8c-60f8-4c57-af9b-b6cac33345d7",
  "group@odata.bind": "https://graph.microsoft.com/v1.0/groups('04a7aa8c-60f8-4c57-af9b-b6cac33345d7')",
  "channels": [
    {
      "displayName": "Events",
      "isFavoriteByDefault": true
    },
    {
      "displayName": "Projects"
    }
  ]
}

```

NEW QUESTION: 28

You need to configure HRApp to enable users to search for specific jobs by using chat in Microsoft Teams. Which three actions should you perform in sequence? To answer, move the appropriate actions from the list of actions to the answer area and arrange them in the correct order.


Actions

- Implement a handler for the `jobsearch` command in the Microsoft Bot Framework app.
- In the HRApp manifest, configure the `botId` value in the `bot` section to match the `botId` value of the bot registration.
- Implement a handler for the `query` command in the Microsoft Bot Framework app.
- Create a bot registration and a Microsoft Bot Framework app.
- In the HRApp manifest, configure the `botId` value in the `ComposeExtensions` section to match the `botId` value of the bot registration.

Answer Area

Answer Area containing a list of actions and a Microsoft logo. The actions are: Implement a handler for the `jobsearch` command in the Microsoft Bot Framework app; In the HRApp manifest, configure the `botId` value in the `bot` section to match the `botId` value of the bot registration; Implement a handler for the `query` command in the Microsoft Bot Framework app; Create a bot registration and a Microsoft Bot Framework app; In the HRApp manifest, configure the `botId` value in the `ComposeExtensions` section to match the `botId` value of the bot registration.

Answer:

Answer Area  Microsoft

Create a bot registration..

In the HRApp manifest, configure the botId value in the ComposeExtensions section to match the botId value of the bot registration.

Implement a handler

1 - Create a bot registration..

2 - In the HRApp manifest, configure the botId value in the ComposeExtensions section to match the botId value of the bot registration.

3 - Implement a handler

Reference:

<https://docs.microsoft.com/en-us/azure/bot-service/bot-service-quickstart-registration>

NEW QUESTION: 29

You have a backend service that will access the Microsoft Graph API.

You need to configure the service to authenticate by using the most secure authentication method.

What should you configure the service to use?

- A. a certificate
- B. a client secret
- C. a shared key
- D. a hash

Answer: A (LEAVE A REPLY)

You can authenticate to the Graph API with two primary methods: AppId/Secret and certificate based authentication. Certificate is the preferred and more secure way of authenticating.

NEW QUESTION: 30

You need to develop a leave request app that will use Microsoft Outlook and adaptive cards. The leave requests of an employee will be sent as an actionable message to the employee's managers. When one of the managers performs an action on the actionable message, the other managers must see only the updated message and the action performed by the manager.

How should you complete the adaptive card JSON? To answer, select the appropriate options in the answer area.

NOTE: Each correct selection is worth one point.

```

{
  "$schema": "http://adaptivecards.io/schemas/adaptive-card.json",
  "type": "AdaptiveCard",
  "version": "1.0",
  ...
  "actions": {
    "autoInvokeAction": {
      "expectedActors": {
        "method": "MERGE",
        "method": "POST",
        "method": "PUT",
        "url": "https://actionablemessages.contoso.com/api/getupdatedcard",
        "body": "",
        "type": "Action.Http"
      }
    }
  }
}

```

Answer:

Answer Area

```

{
  "$schema": "http://adaptivecards.io/schemas/adaptive-card.json",
  "type": "AdaptiveCard",
  "version": "1.0",
  ...
  "actions": {
    "autoInvokeAction": {
      "expectedActors": {
        "method": "MERGE",
        "method": "POST",
        "method": "PUT",
        "url": "https://actionablemessages.contoso.com/api/getupdatedcard",
        "body": "",
        "type": "Action.Http"
      }
    }
  }
}

```

Reference:

<https://docs.microsoft.com/en-us/outlook/actionable-messages/auto-invoke>

NEW QUESTION: 31

You are developing an application that will use Microsoft Graph.

You attempt to retrieve a list of the groups in your organization by using a URI of <https://graph.microsoft.com/v1.0/groups> on behalf of the user.

The application fails. The diagnostic logs show the following information:

* An HTTP 403 Forbidden status code

* An Authorization_RequestDenied error code

* The following error message: "Insufficient privileges to complete the operation." You need to ensure that the application can retrieve the list of groups. The solution must use the principle of least privilege.

Which two actions should you perform? Each correct answer presents part of the solution. NOTE; Each correct selection is worth one point.

A. In the permission request for the application, request the Group. Read. All permission.

B. Grant tenant admin consent for the Group.Read. All permission.

C. Configure the application to use application permissions.

D. In the permission request for the application, request the Group. Readwrite. All permission

Answer: C,D (LEAVE A REPLY)

Reference:

<https://docs.microsoft.com/en-us/graph/permissions-reference>

Valid MS-600 Dumps shared by Actual4test.com for Helping Passing MS-600 Exam! Actual4test.com now offer the **newest MS-600 exam dumps**, the Actual4test.com MS-600 exam **questions have been updated** and **answers have been corrected** get the **newest** Actual4test.com MS-600 dumps with Test Engine here: https://www.actual4test.com/MS-600_examcollection.html (244 Q&As Dumps, **30%OFF Special Discount: Freepdfdumps**)

NEW QUESTION: 32

You have an app that queries Azure Active Directory (Azure AD) by using the Microsoft Graph API.

You need to minimize the number of times users are prompted for their credentials.

How should you complete the code? To answer, select the appropriate options in the answer area.

NOTE: Each correct selection is worth one point.

Answer Area



```
...
publicClientApplication. (accessTokenRequest).then(function(accessTokenResponse) {
    acquireTokenSilent
    acquireTokenPopup
    acquireTokenByAuthorizationCode
    callApi(accessTokenResponse.accessToken);
}).catch(function (error) {
    if (error instanceof InteractionRequiredAuthError) {
        publicClientApplication. (accessTokenRequest).then(function(accessTokenResponse) {
            acquireTokenSilent
            acquireTokenPopup
            acquireTokenByAuthorizationCode
            callApi(accessTokenResponse.accessToken);
        }).catch(function (error) {
            console.log(error);
        });
    }
});
...

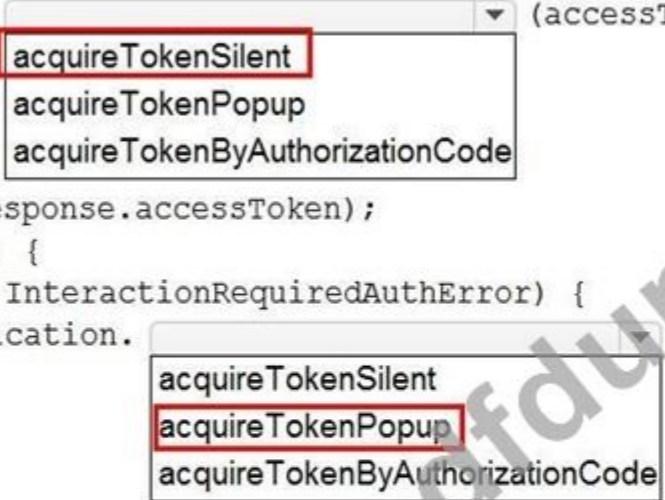
```

Answer:

Answer Area

```
...
publicClientApplication. (accessTokenRequest).then(function(accessTokenResponse) {
  acquireTokenSilent
  acquireTokenPopup
  acquireTokenByAuthorizationCode
  callApi(accessTokenResponse.accessToken);
}).catch(function (error) {
  if (error instanceof InteractionRequiredAuthError) {
    publicClientApplication. (accessTokenRequest).then(function(accessTokenResponse) {
      acquireTokenSilent
      acquireTokenPopup
      acquireTokenByAuthorizationCode
      callApi(accessTokenResponse.accessToken);
    }).catch(function(error) {
      console.log(error);
    });
  }
});
...

```



Reference:

<https://docs.microsoft.com/en-us/java/api/com.microsoft.identity.client.publicclientapplication.acquiretokensilent?view=azure-java-stable>

<https://docs.microsoft.com/en-us/azure/active-directory/develop/msal-error-handling-js>

NEW QUESTION: 33

Which URI should you use to query all the emails that relate to an invoice?

- A. [https://graph.microsoft.com/v1.0/me/me5sages?\\$subject eq {invoiceid}](https://graph.microsoft.com/v1.0/me/me5sages?$subject eq {invoiceid})
- B. [https://graph.microsoft.com/v1.e/me/messages?\\${invoiceid}](https://graph.microsoft.com/v1.e/me/messages?${invoiceid})
- C. [https://graph.microsoft.com/v1.e/me/messages?\\$search\"\"{Invoiceid}\"](https://graph.microsoft.com/v1.e/me/messages?$search\)
- D. [https://graph.microsoft.com/v1.6/me/messages?Sfilter=contains\(subject,{invoiceid}\)](https://graph.microsoft.com/v1.6/me/messages?Sfilter=contains(subject,{invoiceid}))

Answer: C ([LEAVE A REPLY](#))

NEW QUESTION: 34

You have a Microsoft Teams deployment that contains multiple published Teams apps. You issue the following Microsoft Graph request.

```
GET https://graph.microsoft.com/v1.0/users/97a5a533-833d-494b-b543-c0afe026cb96/teamwork/installedApps?
$expand=teamsApp,teamsAppDefinition&$filter=teamsApp/externalId eq 'cf1ba4c7-f94e-4d80-ba90-5594b641a8ee'
```

The request returns the following response.

```

HTTP/1.1 200 OK
Content-type: application/json
...
{
  "@odata.count": 1,
  "value": [
    {
      "id": "NjkwM1 ... NjktOGVlZS0xMzYwMmNiNTVhMTg=",
      "teamsApp": {
        "id": "0240a368-25e0-4569-8ebe-13601cb55a18",
        "externalId": "cf1ba4c7-f94e-4d80-ba90-5594b641a0ee",
        "displayName": "APP1",
        "distributionMethod": "organization"
      },
      "publishingState": "published",
      "shortDescription": "A conversational smart assistant from MSX that surfaces real-time insights.",
      "description": "For MSX Users: A conversational role-based smart assistant.",
      "lastModifiedDateTime": null,
      "createdBy": null
    }
  ]
}

```

For each of the following statements, select Yes if the statement is true. Otherwise, select No.

NOTE: Each correct selection is worth one point.

Statements	Yes	No
App1 is available to all tenants from the Teams store.	<input type="radio"/>	<input type="radio"/>
App1 requires admin approval before the app becomes available from the Teams client.	<input type="radio"/>	<input type="radio"/>
The request requires the delegated permission of TeamsAppInstallation.ReadForUser.	<input type="radio"/>	<input type="radio"/>

Answer:

Statements	Yes	No
App1 is available to all tenants from the Teams store.	<input type="radio"/>	<input checked="" type="radio"/>
App1 requires admin approval before the app becomes available from the Teams client.	<input type="radio"/>	<input checked="" type="radio"/>
The request requires the delegated permission of TeamsAppInstallation.ReadForUser.	<input type="radio"/>	<input checked="" type="radio"/>

NEW QUESTION: 35

You develop a custom messaging extension to translate messages in a Microsoft Teams chat.

You need to provide users with the ability to invoke the extension from the More actions menu of a message.

What should you do?

- A. Add an Adaptive Card-based task module to a tab.
- B. Add an incoming webhook to the Microsoft Teams bot.

C. Specify the command for the extension in the manifest file.

D. Add an outgoing webhook to the Microsoft Teams bot.

Answer: D (LEAVE A REPLY)

Outgoing webhooks allow you to send messages to external systems from Teams. They are used in a very similar way to bots: you @mention them on a chat or channel, and then type your message. The difference is that when you send the message, it will go directly to the external system or service (e.g., your HR system). There isn't a custom-built bot background service in between. The external service then completes a task based on the message and can reply back to the user in Teams.

Note: If you are just looking for a simple way of integrating an existing external system to Teams, webhooks can offer you a very quick and easy solution for that. There are three different types of webhooks:

Outgoing webhooks (for sending a message from Teams to an external system) Incoming webhooks (for sending a message from an external system to Teams) Connectors (productized/package webhooks by you, Microsoft or third parties) Reference:

<https://laurakokkarinen.com/how-we-can-extend-teams-with-custom-apps-the-non-technical-explanation/>

NEW QUESTION: 36

You have a SharePoint Framework (SPFx) web part that displays the weather. Users can set the city within the web part. Which component is invoked to provide the users with the ability to configure the settings for the web part?

A. a custom control

B. the property pane

C. the Application Customizer

D. a library component

Answer: B (LEAVE A REPLY)

Reference:

<https://docs.microsoft.com/en-us/sharepoint/dev/spfx/web-parts/guidance/integrate-web-part-properties-with-sharepoint>

NEW QUESTION: 37

This question requires that you evaluate the underlined BOLD text to determine if it is correct.

You can use App Studio for Microsoft Teams to develop all the components of a bot application.

Instructions: Review the underlined text. If it makes the statement correct, select "No change is needed". If the statement is incorrect, select the answer choice that makes the statement correct.

A. No change is needed

B. configure a Teams tab in an application

C. develop a SharePoint Framework (SPFx) web part

D. provision a bot by using the Bot Framework

Answer: (SHOW ANSWER)

Tabs provide a place for you to display rich interactive web content. You can define both personal and team tabs.

There can be only 1 team tab per app, but up to 16 personal tabs per app.

Incorrect Answers:

D: Bots that you create in Microsoft Bot Framework can be specified in an App manifest and included as Teams Apps.

NEW QUESTION: 38

You are developing a SharePoint Framework (SPFx) solution.

For each of the following statements, select Yes if the statement is true. Otherwise, select No.

NOTE: Each correct selection is worth one point.

Statements	Yes	No
Field Customizer extensions be used to change the rendering of a field.	<input type="radio"/>	<input type="radio"/>
Field Customizer extensions can use the Server-Side Object Model.	<input type="radio"/>	<input type="radio"/>
Field Customizer extensions can use client-side libraries such as AngularJS and React.	<input type="radio"/>	<input type="radio"/>

Answer:

Statements	Yes	No
Field Customizer extensions be used to change the rendering of a field.	<input checked="" type="radio"/>	<input type="radio"/>
Field Customizer extensions can use the Server-Side Object Model.	<input type="radio"/>	<input checked="" type="radio"/>
Field Customizer extensions can use client-side libraries such as AngularJS and React.	<input checked="" type="radio"/>	<input type="radio"/>

Reference:

<https://docs.microsoft.com/en-us/sharepoint/dev/spfx/extensions/get-started/building-simple-field-customizer#enhance-the-field-customizer-rendering>

<https://www.spguides.com/spfx-application-customizer/>

NEW QUESTION: 39

You need to send a message in a Microsoft Teams channel that informs users of a new order in a sales system. After the users read the message, the users must click a button to acknowledge that they read the message.

What should you use?

- A. an Adaptive Card that is sent to an incoming webhook
- B. a custom team tab that contains a deep link
- C. a deep link that calls an incoming webhook
- D. an event receiver that calls an incoming webhook

Answer: A ([LEAVE A REPLY](#))

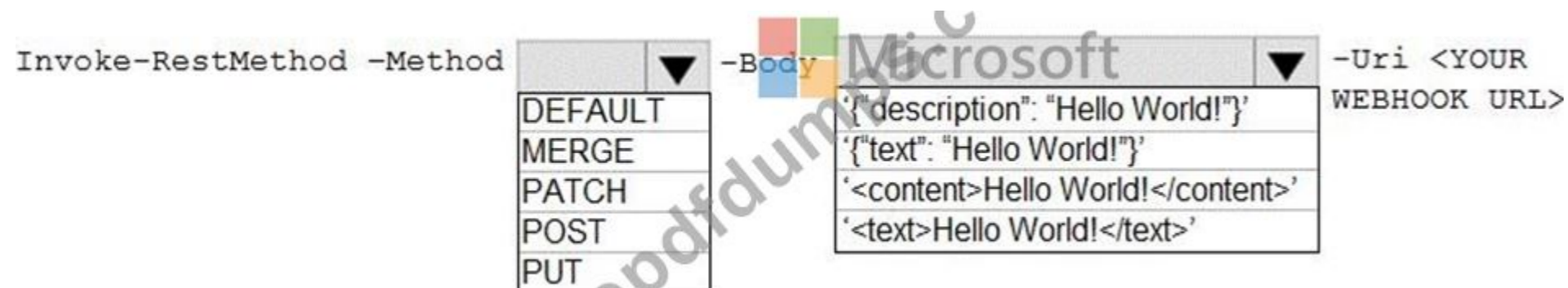
NEW QUESTION: 40

You have a Microsoft Teams channel that has a custom incoming webhook.

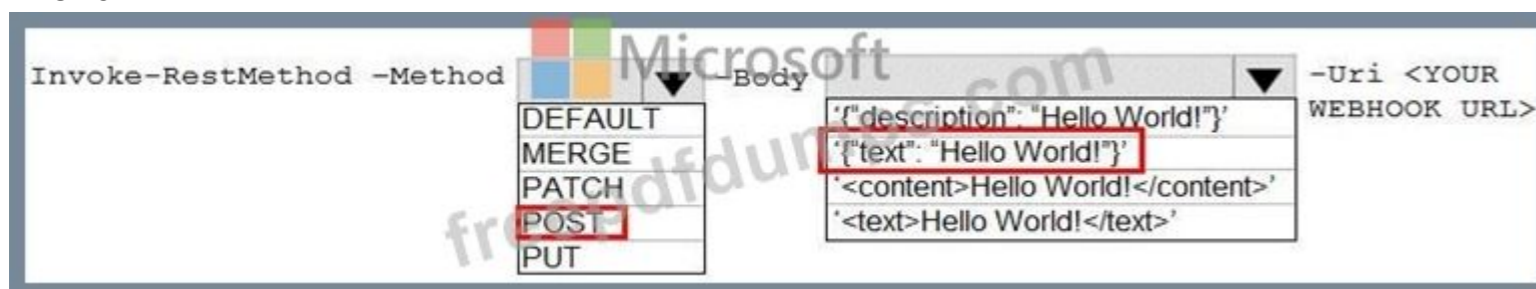
You need to send a message of "Hello World!" to the channel that uses the incoming webhook.

How should you complete the PowerShell command? To answer, select the appropriate options in the answer area.

NOTE: Each correct selection is worth one point.



Answer:



Reference:

<https://techcommunity.microsoft.com/t5/microsoft-365-pnp-blog/how-to-configure-and-use-incoming-webhooks-in-microsoft-teams/ba-p/2051118>

NEW QUESTION: 41

You plan to develop a Microsoft Outlook add-in that will provide enhanced meeting information when a user opens a calendar item. The solutions must be cross-platform.

Which type of add-in should you develop?

- A. a task pane web add-in
- B. a Microsoft Visual Studio Tools for Office (VSTO) add-in
- C. a contextual web add-in
- D. a content web add-in

Answer: (SHOW ANSWER)

Reference:

<https://docs.microsoft.com/en-us/office/dev/add-ins/overview/office-add-ins>

NEW QUESTION: 42

You have an application that has the code shown in the exhibits. (Click the JavaScript Version tab or the C# Version tab.) For each of the following statements, select Yes if the statement is true. Otherwise, select No.

NOTE: Each correct selection is worth one point.

JavaScript Version



```
module.exports = function(context, myTrigger) {
  //...
  var group =
  {
    DisplayName: groupTitle,
    GroupTypes: ["Unified"],
    MailEnabled: true,
    SecurityEnabled: false,
    Visibility: "Private"
  };
  client.api('/groups').post(group).then((groupResult) => {
    client.api('/users/${userName}').get().then((userResult) => {
      var user = {
        "SourceId": "https://graph.microsoft.com/v1.0/directoryObjects/${UserResult.Id}"
      };
      client.api('/groups/${groupResult.Id}/members/$ref').post(user).then(() => {
        context.done();
      });
    });
  });
};
};
};
```

C# Version

```
namespace MyProject
{
  public static class MainActivity
  {
    [FunctionName(nameof(MainActivity))]
    public static async Task Run([ActivityTrigger] string accessToken, string userEmail, string groupTitle)
    {
      var client = new GraphServiceClient(new GraphAuthProvider(accessToken));
      var group = new Group
      {
        DisplayName = groupTitle,
        GroupTypes = new string[] { "Unified" },
        MailEnabled = true,
        SecurityEnabled = false,
        Visibility = "Private"
      };
      var createdGroup = await client.Groups.Request().AddAsync(group);
      var user = await client.Users[userEmail].Request().GetAsync();
      await client.Groups[createdGroup.Id].Members.References.Request().AddAsync(user);
    }
  }
}
```

Statements	Yes	No
The code creates a unified group in Microsoft Office 365.	<input type="radio"/>	<input type="radio"/>
The code adds a member to a group.	<input type="radio"/>	<input type="radio"/>
The code adds an owner to a group.	<input type="radio"/>	<input type="radio"/>
The code creates a  team in Microsoft Teams.	<input type="radio"/>	<input type="radio"/>

Answer:

Statements	Yes	No
The code creates a unified group in Microsoft Office 365.	<input checked="" type="radio"/>	<input type="radio"/>
The code adds a member to a group.	<input checked="" type="radio"/>	<input type="radio"/>
The code adds an owner to a group.	<input type="radio"/>	<input checked="" type="radio"/>
The code creates a team in Microsoft Teams.	<input type="radio"/>	<input checked="" type="radio"/>

NEW QUESTION: 43

You are developing an Azure web app that will enable users to view a consolidated view of multiple users' tasks based on data in Microsoft Planner and Outlook. The app will use the Microsoft identity platform and a certificate to establish an authorization flow between the app and Microsoft 365.

You obtain a certificate and you create an Azure Active Directory (Azure AD) application.

You need to set up authorization for the application.

Which three actions should you perform? Each correct answer presents part of the solution.

NOTE: Each correct selection is worth one point.

- A. Create a secret in the Azure AD application.
- B. Modify the code of the web app to use the certificate to obtain an access token for Microsoft Graph.
- C. Add the required delegated permissions to the Azure AD application.
- D. Add the application permissions to the Azure AD application.
- E. From the Azure portal, upload a certificate public key for the Azure AD application.

Answer: A,C,E (LEAVE A REPLY)

NEW QUESTION: 44

You are designing a custom SharePoint Framework (SPFx) web part that will be deployed to modern Microsoft SharePoint sites.

You need to ensure that all the web part fields and controls adopt the theme of the site when you deploy the web part.

What should you use to develop the web part?

- A. Material-UI
- B. Office UI Fabric React
- C. HTML 5.0 and CSS
- D. Fluid Framework

Answer: B (LEAVE A REPLY)

Office UI Fabric is Microsoft's official front end framework for building User Interface experiences for Office and Office 365. In simple terms it gives you the look and feel for your component. Moreover, they are open source, mobile responsive and reusable, no need to create from scratch just refer them in your code and start utilizing them.

Microsoft modern SharePoint out of the box webparts are made up these Office UI Fabric framework, so to maintain consistency look and feel as like Office it's better to use these components in our custom SPFx webparts.

Incorrect Answers:

D: At Build 2019 [November 2019], Microsoft announced Fluid Framework, a new technology and set of experiences that will make collaboration seamless by breaking down the barriers between apps. It offers three key capabilities. First, experiences powered by the Fluid Framework will support multi-person coauthoring on web and document content at industry-leading speed and scale. Second, it provides a componentized document model that allows authors to deconstruct content into collaborative building blocks, use them across applications, and combine them in a new, more flexible kind of document. Third, the Fluid Framework makes room for intelligent agents to work alongside humans to translate text, fetch content, suggest edits, perform compliance checks, and more.

NEW QUESTION: 45

You plan to build a tab extension for Microsoft Teams that will display a list of assets and enable users to make reservations.

When a user reserves an asset, a form must be displayed that enables the user to make a reservation by selecting a date and duration, as well as other preferences.

Which type of extension should you use?

- A. a full-width column web part
- B. a messaging extension
- C. a task module
- D. a personal tab

Answer: B (LEAVE A REPLY)

Reference:

<https://docs.microsoft.com/en-us/microsoftteams/platform/messaging-extensions/what-are-messaging-extensions>

NEW QUESTION: 46

You have an API that is secured by using Azure Active Directory (Azure AD).

You are designing a SharePoint Framework (SPFx) solution.

Which object should you use to connect to the API from the solution?

- A. SPHttpClient
- B. HttpClient
- C. AadHttpClient

Answer: C (LEAVE A REPLY)

By using the AadHttpClient, you can easily connect to APIs secured by using Azure AD without having to implement the OAuth flow yourself.

Valid MS-600 Dumps shared by Actual4test.com for Helping Passing MS-600 Exam! Actual4test.com now offer the **newest MS-600 exam dumps**, the Actual4test.com MS-600 exam **questions have been updated** and **answers have been corrected** get the **newest** Actual4test.com MS-600 dumps with Test Engine here: https://www.actual4test.com/MS-600_examcollection.html (244 Q&As Dumps, **30%OFF Special Discount: Freepdfdumps**)

NEW QUESTION: 47

You need to identify the resource-specific permissions assigned to a Microsoft Teams team.

How should you complete the Microsoft Graph request? To answer, drag the appropriate values to the correct targets. Each value may be used once more than once, or not at all. You may need to drag the split bar between panes or scroll to view content.

NOTE: Each correct selection is worth one point.

Values

groups	memberOf
members	owners
permissionGrants	settings
teams	

Answer Area

//graph.microsoft.com/v1.0/ [] /14c981a4-dca9-4565-bae6-e13ada8861be/ []

Answer:

Values

groups	memberOf
members	owners
permissionGrants	settings
teams	

Answer Area

//graph.microsoft.com/v1.0/ [teams] /14c981a4-dca9-4565-bae6-e13ada8861be/ [permissionGrants]

NEW QUESTION: 48

You are building an API that will return a user's documents from a Microsoft SharePoint Online site.

You need to ensure that the API can use the Microsoft Authentication Library (MSAL) to access the SharePoint site. The solution must use the principle of least privilege.

Which three actions should you perform in sequence? To answer, move all actions from the list of actions to the answer area and arrange them in the correct order.

NOTE: More than one order of answer choice is correct. You will receive credit for any of the correct orders you select.

Actions	Answer Area
From the API code, configure the MSAL.	
From the Azure Active Directory admin center, register an app and upload a certificate.	
From the Azure Active Directory admin center, grant the <code>Sites.Read.All</code> delegated permission to the app.	
From the Azure Active Directory admin center, grant the <code>Sites.Read.All</code> application permission to the app.	
From the Azure Active Directory admin center, register an app and create a client secret.	

Answer:

Answer Area

From Azure Active Directory admin center, register an app and create a client secret
From the Azure Active Directory admin center, grant the <code>Sites.Read.All</code> delegated permission to the app.
From the API code, configure the MSAL.

- 1 - From Azure Active Directory admin center, register an app and create a client secret
- 2 - From the Azure Active Directory admin center, grant the `Sites.Read.All` delegated permission to the app.
- 3 - From the API code, configure the MSAL.

Reference:

<https://docs.microsoft.com/en-us/office/office-365-management-api/get-started-with-office-365-management-apis>

NEW QUESTION: 49

You plan to develop a Microsoft Teams bot tghat will return product information to users by using an adaptive card. You need to card to contain a button that will invoke a web search for the product.

What should use?

- A. A task module
- B. An action-based messaging extension

- C. A search-based messaging extension
- D. An outgoing webhook

Answer: A ([LEAVE A REPLY](#))

NEW QUESTION: 50

This question requires that you evaluate the underlined text to determine if it is correct- For a Microsoft Office Add-in. you set the icon in the Microsoft SharePoint app catalog.

Instructions: Review the underlined text. If it makes the statement correct, select "No change is needed." If the statement is incorrect, select the answer choice that makes the statement correct.

- A. No change is needed.
- B. a JSON manifest file
- C. the Office app catalog
- D. an XML manifest file

Answer: ([SHOW ANSWER](#))

NEW QUESTION: 51

Your company has a sales system that emails an alert to all the members of the sales department when a new sale is made.

You need to ensure that a notification is posted to a team channel when a new sale is made. The solution must minimize development effort.

Which two actions should you perform? Each correct answer presents part of the solution.

NOTE: Each correct selection is worth one point.

- A. Post JSON to the webhook URL from the existing sales system.
- B. Set the configurationUrl property of a connector in the manifest.
- C. Post XML to the webhook URL from the existing sales system.
- D. Get an incoming webhook for the channel.

Answer: A,D ([LEAVE A REPLY](#))

Reference:

<https://docs.microsoft.com/en-us/microsoftteams/platform/webhooks-and-connectors/how-to/add-incoming-webhook>

NEW QUESTION: 52

You are building an app that will use the Microsoft Graph API and the Microsoft identity platform to enable users to perform the following tasks:

* Sign in to Azure AD.

* View all the Microsoft 365 groups that they own.

Each week, the app will also email the users a list of the Microsoft 365 groups to which they belong.

You need to identify which permissions to assign to the app. The solution must use the principle of least privilege.

What should you identify?

- A. User.Read delegated, Group.Read application, and Mail.Send delegated permissions
- B. User.Read delegated. Group.Read delegated, and Mail.Send delegated permissions
- C. User.Read delegated. Group.Read delegated, Group.Read application, and Mail.Send application permissions
- D. User.Read delegated, User.Read application, Group.Read application, and Mail.Send application permissions

Answer: B ([LEAVE A REPLY](#))

NEW QUESTION: 53

What are two possible URIs that you can use to prompt the administrators for admin consent to the E-invoicing application? Each correct answer presents a complete solution. NOTE: Each correct selection is worth one point.

- A. `https://login.microsoftonline.com/{tenant}/oauth2/v2.0/token/authorize?client_id={clientid}&state={state}&redirect_uri={url}`
- B. `https://login.microsoftonline.com/con*K>n/adiiinconsent?client_id={clientid}`
- C. `https://login.microsoftonline.com/{domain}/adminconsent?client_id={clientid}&state={state}&redirect_uri={url}`
- D. `https://login.microsoftonline.com/{tenant}/oauth2/v2.0/authorize?client_id={clientid}&state={state}&redirect_uri={url}`

Answer: ([SHOW ANSWER](#))

NEW QUESTION: 54

You need to create a messaging extension search command for Microsoft Teams.

How should you complete the app manifest? To answer, select the appropriate options in the answer area.

NOTE: Each correct selection is worth one point.

Answer Area

```
{
  ...
  "bots": [
    "commands": [
    "composeExtensions": [
    "connectors": [
      {
        "botId": "57a3c29f-1fc5-4d97-a142-35bb662b7b23",
        "canUpdateConfiguration": true,
        bots: {
          commands: {
          composeExtensions: {
          connectors: {
            "id": "myId",
            "description": "Search Bing for information on the web",
            "title": "Search",
            "initialRun": true,
            "parameters": [
              {
                "name": "searchKeyword",
                "description": "Enter your search keywords",
                "title": "Keywords"
              }
            ]
          }
        }
      }
    ],
  ],
  ...
```

Reference:

<https://docs.microsoft.com/en-us/microsoftteams/platform/messaging-extensions/how-to/search-commands/define-search-command?tabs=AS>

NEW QUESTION: 55

For each of the following statements, select Yes if the statement is true. Otherwise, select No.

NOTE: Each correct selection is worth one point.

Statements	Yes	No
A Microsoft Office Add-in manifest must be stored in Azure Directory (Azure AD).	<input type="radio"/>	<input type="radio"/>
A Microsoft Office Add-in manifest must be in the JSON format.	<input type="radio"/>	<input type="radio"/>
A Microsoft Office Add-in manifest must contain a URI that points to the location that hosts the add-in.	<input type="radio"/>	<input type="radio"/>

Answer:

Statements	Yes	No
A Microsoft Office Add-in manifest must be stored in Azure Directory (Azure AD).	<input type="radio"/>	<input checked="" type="radio"/>
A Microsoft Office Add-in manifest must be in the JSON format.	<input type="radio"/>	<input checked="" type="radio"/>
A Microsoft Office Add-in manifest must contain a URI that points to the location that hosts the add-in.	<input checked="" type="radio"/>	<input type="radio"/>

Reference:

<https://docs.microsoft.com/en-us/office/dev/add-ins/reference/manifest/sourcelocation>

NEW QUESTION: 56

You plan to develop a SharePoint Framework (SPFx) web part by using the ReactJS framework.

You need to ensure that all the web part fields and controls adopt the theme of the site when you deploy the web part. The solution must minimize development effort.

What should you include in the solution?

- A. HTML5andCSS
- B. Microsoft Fluid Framework
- C. Fluent UI
- D. Material-UI

Answer: ([SHOW ANSWER](#))

NEW QUESTION: 57

You are developing a human resources application that will show users where they are in their company's organization chart.

You are adding a new feature that will display the name of a user's manager inside the application.

You need to create a REST query to retrieve the information. The solution must minimize the amount of data retrieved.

Which query should you use?

- A. GET `https://graph.microsoft.com/v1.0/users/{UserPrincipalName}/manager?$select=displayName`
- B. GET `https://graph.microsoft.com/v1.0/users/{UserPrincipalName}/people?$filter=jobTitle eq 'manager'&$select=displayName`
- C. GET `https://graph.microsoft.com/v1.0/users/{UserPrincipalName}/`

contacts?\$filter=jobTitle eq 'manager'

D. GET <https://graph.microsoft.com/v1.0/users/{UserPrincipalName}/manager>

Answer: A (LEAVE A REPLY)

Get user's manager. Returns the user or organizational contact assigned as the user's manager.

Syntax:

GET /me/manager

GET /users/{id | userPrincipalName}/manager

Only the name of the user's manager should be displayed so we use ?select=displayname To specify a different set of properties to return than the default set provided by the Graph, use the \$select query option. The \$select option allows for choosing a subset or superset of the default set returned.

Reference:

https://developer.microsoft.com/en-us/graph/docs/overview/query_parameters

NEW QUESTION: 58

You have a custom Microsoft Teams app that contains a channel tab. You need to ensure that the tab can be used in a group chat. What should you do?

- A. From the Microsoft Teams admin center, configure App permission policies.
- B. Use the Yeoman generator to create a new project.
- C. From Developer Portal modify the app manifest file.
- D. From the Azure Active Directory admin center, modify the Permissions settings for the app.

Answer: C (LEAVE A REPLY)

NEW QUESTION: 59

You are building a single-page application (SPA) that will have the following parameters:

- * App Id: DBA22F72-64PA4C44-AA2C-FAA0DA5A471B
- * Tenant Id: DC045C4D-5881-43C7-97AB-3C5A1ADB8DBC
- * AppName: Contoso.Spa

You have a line-of-business API for invoicing that is secured by using the Microsoft identity platform. The API has the following parameters:

- * App Id: 8/9A43D7-1794-47A0-AB2B-440B63FEC248
- * Tenant Id: DC04SC4D S881-43C7-97AB 3C5A1ADB8DBC
- * AppName: Contoso.Invoicing

Contoso.Invoicing declares the following custom scopes:

- * Invoices-Read
- * Invoices. Read Write

Contoso.Spa needs to call Contoso.Invoicing to create new invoices.

Which code should you use in Contoso.Spa to obtain an access token for Contoso.Invoicing? To answer, select the appropriate options in the answer area.

NOTE: Each correct select is worth one point.

Answer Area

```
const app = new UserAgentApplication({
  auth: {
    clientId: 'DBA22F72-642A-4C44-AA2C-FAA0DA5A471B',
    clientId: '879A43D7-1794-47A0-AB2B-440B63FEC248',
    clientId: 'DC045C4D-5881-43C7-97AB-3C5A1ADB8DBC',
    authority: 'https://login.microsoftonline.com/DBA22F72-642A-4C44-AA2C-FAA0DA5A471B/',
    authority: 'https://login.microsoftonline.com/879A43D7-1794-47A0-AB2B-440B63FEC248/',
    authority: 'https://login.microsoftonline.com/DC045C4D-5881-43C7-97AB-3C5A1ADB8DBC/',
    redirectUri: 'https://invoicing.contoso.com/signin'
  },
  system: {
    logger: new Logger(this.logger)
  },
  cache: {cacheLocation: "localStorage"}
});
const response = await app.acquireTokenSilent({
  scopes: ['api://879A43D7-1794-47A0-AB2B-440B63FEC248/Invoices.Read']
  scopes: ['api://879A43D7-1794-47A0-AB2B-440B63FEC248/Invoices.ReadWrite']
  scopes: ['api://DBA22F72-642A-4C44-AA2C-FAA0DA5A471B/Invoices.ReadWrite']
  scopes: ['api://DC045C4D-5881-43C7-97AB-3C5A1ADB8DBC/Invoices.Read']
  scopes: ['Invoices.Read']
  scopes: ['Invoices.ReadWrite']
});
const token = response.accessToken;
```



Answer:

Answer Area

```
const app = new UserAgentApplication({
  auth: {
    clientId: 'DBA22F72-642A-4C44-AA2C-FAA0DA5A471B',
    clientId: '879A43D7-1794-47A0-AB2B-440B63FEC248',
    clientId: 'DC045C4D-5881-43C7-97AB-3C5A1ADB8DBC',
    authority: 'https://login.microsoftonline.com/DBA22F72-642A-4C44-AA2C-FAA0DA5A471B/',
    authority: 'https://login.microsoftonline.com/879A43D7-1794-47A0-AB2B-440B63FEC248/',
    authority: 'https://login.microsoftonline.com/DC045C4D-5881-43C7-97AB-3C5A1ADB8DBC/',
    redirectUri: 'https://invoicing.contoso.com/signin'
  },
  system: {
    logger: new Logger(this.logger)
  },
  cache: {cacheLocation: "localStorage"}
});
const response = await app.acquireTokenSilent({
  scopes: ['api://879A43D7-1794-47A0-AB2B-440B63FEC248/Invoices.Read']
  scopes: ['api://879A43D7-1794-47A0-AB2B-440B63FEC248/Invoices.ReadWrite']
  scopes: ['api://DBA22F72-642A-4C44-AA2C-FAA0DA5A471B/Invoices.ReadWrite']
  scopes: ['api://DC045C4D-5881-43C7-97AB-3C5A1ADB8DBC/Invoices.Read']
  scopes: ['Invoices.Read']
  scopes: ['Invoices.ReadWrite']
});
const token = response.accessToken;
```

NEW QUESTION: 60

This question requires that you evaluate the BOLD text to determine if it is correct.

Microsoft Visual Studio Code contains samples that you can use to quickly prototype a Microsoft Office Web Add-in for Microsoft Word.

Instructions: Review the underlined text. If it makes the statement correct, select "No change is needed." If the statement is incorrect, select the answer choice that makes the statement correct.

- A. No change is needed.
- B. Microsoft AppSource
- C. The Office UI Fabric
- D. The Script Lab add-in

Answer: [\(SHOW ANSWER\)](#)

The Script Lab and Script Lab for Outlook add-ins, available free from AppSource, enable you to explore the Office JavaScript API while you're working in an Office program such as Excel or Outlook. Script Lab is a convenient tool to add to your development toolkit as you prototype and verify functionality you want in your own add-in.

Reference:

<https://docs.microsoft.com/en-us/office/dev/add-ins/overview/explore-with-script-lab>

NEW QUESTION: 61

You plan to develop a new way for users to generate tickets in a support system by filling out a form that pops up in a Microsoft Teams app.

You already have the built form in an existing web app.

You need to ensure that the existing form can be hosted in a custom tab in a Microsoft Teams app.

Which three actions should you perform? Each correct answer presents part of the solution.

NOTE: Each correct selection is worth one point.

- A. Invoke the `microsoftTeams.tasks.startTask()` function.
- B. Create a custom tab that references the Microsoft Teams JavaScript API.
- C. Point the `TaskInfo.card` property to the URL of the existing form.
- D. Create a configuration page.
- E. Point the `TaskInfo.url` property to the URL of the existing form.

Answer: A,C,E (LEAVE A REPLY)

Reference:

<https://docs.microsoft.com/en-us/microsoftteams/platform/task-modules-and-cards/task-modules/task-modules-tabs>

Valid MS-600 Dumps shared by Actual4test.com for Helping Passing MS-600 Exam! Actual4test.com now offer the **newest MS-600 exam dumps**, the Actual4test.com MS-600 exam **questions have been updated** and **answers have been corrected** get the **newest** Actual4test.com MS-600 dumps with Test Engine here: https://www.actual4test.com/MS-600_examcollection.html (244 Q&As Dumps, **30%OFF Special Discount: Freepdfdumps**)

NEW QUESTION: 62

You have an app that uses the Microsoft Graph API.

The app will perform the following actions in sequence:

Update a user's city to Redmond.

Retrieve the current user's profile.

You need to implement batching for the app.

Which HTTP methods should you use in the batch request? To answer, select the appropriate options in the answer area.

NOTE: Each correct selection is worth one point.

▼ https://graph.microsoft.com/v1.0/\$batch

- DELETE
- GET
- PATCH
- POST

Accept: application/json
Content-Type: application/json

```
{  
  "requests": [  
    {  
      "id": "1",  
      "method":  
      {  
        GET  
        POST  
        PATCH  
        DELETE  
      },  
      "url": "/me",  
      "body": {  
        "city": "Redmond"  
      }  
    },  
    {  
      "id": "2",  
      "method":  
      {  
        DELETE  
        GET  
        PATCH  
        POST  
      },  
      "dependsOn": ["1"]  
      "url": "/me"  
    }  
  ]  
}
```



Answer:

▼ https://graph.microsoft.com/v1.0/\$batch

- DELETE
- GET
- PATCH
- POST

Accept: application/json
Content-Type: application/json

```
{  
  "requests": [  
    {  
      "id": "1",  
      "method":  
      {  
        GET  
        POST  
        PATCH  
        DELETE  
      },  
      "url": "/me",  
      "body": {  
        "city": "Redmond"  
      }  
    },  
    {  
      "id": "2",  
      "method":  
      {  
        DELETE  
        GET  
        PATCH  
        POST  
      },  
      "dependsOn": ["1"]  
      "url": "/me"  
    }  
  ]  
}
```



freepdfdumps.com



NEW QUESTION: 63

You have an Azure AD tenant.

You are building an app that will use Microsoft Graph to identify all the users in the tenant who have the tam string in their name. The solution must calculate the number of users who match the query.

How should you complete the query? To answer, select the appropriate options in the answer area.

NOTE: Each correct selection is worth one point

Answer Area

GET https://graph.microsoft.com/v1.0/users?

\$search="displayName:tam"

\$search="displayName:tam"

\$select="firstName:tam"

\$startswith(displayName,'tam')

\$startswith(firstName,'tam')

\$count=true

\$count=all

\$count=true

\$select=all

\$select=count

Answer:

Answer Area

GET https://graph.microsoft.com/v1.0/users?

\$search="displayName:tam"

\$search="displayName:tam"

\$select="firstName:tam"

\$startswith(displayName,'tam')

\$startswith(firstName,'tam')

\$count=true

\$count=all

\$count=true

\$select=all

\$select=count

NEW QUESTION: 64

You are building email notifications for an expensing system.

When a user receives an email notification, the email will contain a comment field. When the user submits a comment, the data will be returned to the expensing system for processing.

What should you do to implement the notification by using the minimum amount of development effort?

- A. Create a Microsoft Office Add-in that has an action pane to display the notifications
- B. Leverage Microsoft Graph notifications

C. Leverage the Azure SignalR Service and implement web notifications

D. Configure the expensing system to send actionable messages

Answer: D (LEAVE A REPLY)

Whether you are filling out a survey, approving an expense report, or updating a CRM sales opportunity, Actionable Messages enable you to take quick actions right from within Outlook. Developers can now embed actions in their emails or notifications, elevating user engagement with their services and increasing organizational productivity.

Office 365 provides two solutions to enhance productivity with Outlook Actionable Messages: actionable messages via email, and actionable messages via Office 365 Connectors.

NEW QUESTION: 65

You develop a web API named WebApi1.

When validating a token received from a client application, WebApi1 receives a `MsalUiRequiredException` exception from Azure Active Directory (Azure AD).

You need to formulate the response that WebApi1 will return to the client application.

Which HTTP response should you send?

A. HTTP 307 Temporary Redirect

B. HTTP 400 Bad Request

C. HTTP 403 Forbidden

D. HTTP 412 Precondition Failed

Answer: (SHOW ANSWER)

The HyperText Transfer Protocol (HTTP) 412 Precondition Failed client error response code indicates that access to the target resource has been denied. This happens with conditional requests on methods other than GET or HEAD when the condition defined by the `If-Unmodified-Since` or `If-None-Match` headers is not fulfilled. In that case, the request, usually an upload or a modification of a resource, cannot be made and this error response is sent back.

`MsalUiRequiredException`

The "Ui Required" is proposed as a specialization of `MsalServiceException` named `MsalUiRequiredException`. This means you have attempted to use a non-interactive method of acquiring a token (e.g. `AcquireTokenSilent`), but MSAL could not do it silently. this can be because:

you need to sign-in

you need to consent

you need to go through a multi-factor authentication experience.

The remediation is to call `AcquireTokenInteractive`

```
try
{
    app.AcquireTokenXXX(scopes, account)
        .WithYYYY(...)
        .ExecuteAsync()
}
catch(MsalUiRequiredException ex)
{
    app.AcquireTokenInteractive(scopes)
        .WithAccount(account)
        .WithClaims(ex.Claims)
        .ExecuteAsync();
}
```

Incorrect Answers:

A: A 307 Temporary Redirect message is an HTTP response status code indicating that the requested resource has been temporarily moved to another URI , as indicated by the special Location header returned within the response B: The 400 Bad Request Error is an HTTP response status code that indicates that the server was unable to process the request sent by the client due to invalid syntax. C: The 403 Forbidden Error happens when the web page (or other resource) that you're trying to open in your web browser is a resource that you're not allowed to access.

Reference:

<https://docs.microsoft.com/en-us/azure/active-directory/develop/msal-handling-exceptions>

<https://github.com/AzureAD/microsoft-authentication-library-for-dotnet/wiki/exceptions>

NEW QUESTION: 66

You are developing an application that will run as an overnight background service on a server. The service will access web-hosted resources by using the application's identity and the OAuth 2.0 client credentials grant flow.

You register the application and grant permissions. The tenant administrator grants admin consent to the application.

You need to get the access token from Azure Active Directory (Azure AD).

Which URI should you use for the POST request? To answer, select the appropriate options in the answer area.

NOTE: Each correct selection is worth one point.

https://login.microsoftonline.com/<TenantId>/oauth2/v2.0/
?client_id=<ClientID>
&client_secret=<ClientSecret>
&scope=https://graph.microsoft.com/.default
&grant_type=
authorization_code
client_credentials
on_behalf_of
refresh_token
urn:ietf:params:oauth:grant-type:jwt-bearer

authorize
code
keys
token

Answer:

https://login.microsoftonline.com/<TenantId>/oauth2/v2.0/
?client_id=<ClientID>
&client_secret=<ClientSecret>
&scope=https://graph.microsoft.com/.default
&grant_type=
authorization_code
client_credentials
on_behalf_of
refresh_token
urn:ietf:params:oauth:grant-type:jwt-bearer

authorize
code
keys
token

NEW QUESTION: 67

You have a Microsoft 365 subscription that uses Microsoft Teams

You have a custom Teams app named App1 that queries a backend database by using an Azure web app.

You publish a new version of App1.

Users of App1 report decreased performance.

You need to identify what caused the performance issue.

What should you do first?

- A. Enable audit logging for the subscription.
- B. From the Microsoft Teams admin center, enable the app submissions alert rule.
- C. Enable Application insights for App1.
- D. From the Microsoft Teams admin center, run an apps usage report.

Answer: ([SHOW ANSWER](#))

NEW QUESTION: 68

You have an invoice approval process in which an approver is sent an automated email that contains a link to a web-based accounts system whenever an invoice requires approval.

Which benefit can be achieved by using actionable messages for the approval process?

- A. The approver can delegate invoice approvals to other users by forwarding actionable messages
- B. Invoices can be approved directly from Microsoft Outlook by using actionable messages
- C. Actionable messages will work in any email client
- D. Actionable messages can provide detailed auditing of all the approved invoices and can be viewed in a rollup report

Answer: ([SHOW ANSWER](#))

Whether you are filling out a survey, approving an expense report, or updating a CRM sales opportunity, Actionable Messages enable you to take quick actions right from within Outlook. Developers can now embed actions in their emails or notifications, elevating user engagement with their services and increasing organizational productivity.

NEW QUESTION: 69

You have an application named App1 that is used to administer an Azure Active Directory (Azure AD) tenant.

When administrators install App1, they are prompted for admin consent.

Which application permission can cause the administrators to be prompted for consent?

- A. RoleManagement. Read . Directory
- B. Device.Command
- C. Device.Read
- D. Calendars.ReadWrite

Answer: A ([LEAVE A REPLY](#))

By default, all users are allowed to consent to applications for permissions that don't require administrator consent. For example, by default, a user can consent to allow an app to access their mailbox but can't consent to allow an app unfettered access to read and write to all files in your organization.

Reference:

<https://docs.microsoft.com/en-us/azure/active-directory/manage-apps/configure-user-consent>

NEW QUESTION: 70

Note: This question is part of a series of questions that present the same scenario. Each question in the series contains a unique solution that might meet the stated goals. Some question sets have more than one correct solution, while others might not have a correct solution.

After you answer a question in this section, you will NOT be able to return to it. As a result, these questions will not appear in the review screen.

You are developing a new application named App1 that uses the Microsoft identity platform to authenticate to Azure Active Directory (Azure AD).

Currently, App1 can read user profile information.

You need to allow App1 to read the user's calendar.

Solution: In the code of App1, dynamically request the Calendar.Read permission from the Microsoft Graph API.

Does this meet the goal?

A. Yes

B. No

Answer: B (LEAVE A REPLY)

For your app to access data in Microsoft Graph, the user or administrator must grant it the correct permissions via a consent process.

Application permissions can only be consented by an administrator.

Reference:

<https://docs.microsoft.com/en-us/graph/permissions-reference>

NEW QUESTION: 71

You have an application that employees use to schedule vacations. The application sets an automatic reply and an out-of-office event in the employees' Microsoft 365 calendar.

Employees who access the application from a mobile device report that the application is slow to make changes.

You need to replace the application calls to use a batched request. Automatic reply must be set only if an out-of-office event is set successfully.

How should you complete the batch request? To answer, select the appropriate options in the answer area.

NOTE: Each correct selection is worth one point.

Answer Area

▼ https://graph.microsoft.com/v1.0/\$batch

- DELETE
- GET
- HEAD
- PATCH
- POST
- PUT

Accept: application/json
Content-Type: application/json
Body:

```
{  
  "requests": [  
    {  
      "id": "1",  
      "method": "  
        "DELETE",  
        "GET",  
        "HEAD",  
        "PATCH",  
        "POST",  
        "PUT",  
      "  
      "url": "/me/events",  
      "body": {  
        "subject": "On vacation",  
        "showAs": "oof",  
        "start": {  
          "dateTime": "2019-08-27T14:49:06.59Z",  
          "timeZone": "UTC"  
        },  
        "end": {  
          "dateTime": "2019-09-03T14:49:06.595Z",  
          "timeZone": "UTC"  
        }  
      },  
      "headers": {  
        "Content-Type": "application/json"  
      }  
    },  
    {  
      "id": "2",  
      "dependsOn": [  
        "1",  
        "2",  
        "1", "2",  
      ],  
      "url": "/me/mailboxSettings",  
      "method": "  
        "DELETE",  
        "GET",  
        "HEAD",  
        "PATCH",  
      "
```



freepdfdumps.com

```

    "POST",
    "PUT",
  ],
  "body": {
    "automaticRepliesSetting": {
      "status": "Scheduled",
      "scheduledStartDateTime": {
        "dateTime": "2020-03-20T18:00:00.0000000",
        "timeZone": "UTC"
      },
      "scheduledEndDateTime": {
        "dateTime": "2020-03-28T18:00:00.0000000",
        "timeZone": "UTC"
      }
    },
    "headers": {
      "Content-Type": "application/json"
    }
  }
}
]

```

Answer:

Answer Area

https://graph.microsoft.com/v1.0/\$batch

DELETE
GET
 HEAD
 PATCH
 POST
 PUT

Accept: application/json
 Content-Type: application/json
 Body:

```

{
  "requests": [
    {
      "id": "1",
      "method": "DELETE",
      "url": "/me/events",
      "body": {
        "subject": "On vacation",
        "showAs": "oof",
        "start": {
          "dateTime": "2019-08-27T14:49:06.592",
          "timeZone": "UTC"
        },
        "end": {
          "dateTime": "2019-09-03T14:49:06.5952",
          "timeZone": "UTC"
        }
      },
      "headers": {
        "Content-Type": "application/json"
      }
    }
  ]
}

```

Microsoft

andfdumps.com

```
free"
  "id": "2",
  "dependsOn": [
    0,
    [1],
    [2],
    [1, 2]
  ],
  "url": "/me/mailboxSettings",
  "method": "POST",
  "body": {
    "automaticRepliesSetting": {
      "status": "Scheduled",
      "scheduledStartDateTime": {
        "dateTime": "2020-03-20T18:00:00.0000000",
        "timeZone": "UTC"
      },
      "scheduledEndDateTime": {
        "dateTime": "2020-03-28T18:00:00.0000000",
        "timeZone": "UTC"
      }
    }
  },
  "headers": {
    "Content-Type": "application/json"
  }
}
]
```

NEW QUESTION: 72

You need to build a Microsoft Teams tab that will use the Microsoft Teams JavaScript client SDK to perform actions in the tab. How should you complete the code? To answer, select the appropriate options in the answer area.

NOTE: Each correct selection is worth one point.

Answer Area



Microsoft

```
<!DOCTYPE html>
<html>
<head>
...
<script src= 'https://statics.teams.cdn.office.net/sdk/v1.10.0/js/MicrosoftTeams.min.js' >>/script>
...
'/_layouts/15/sp.runtime.js'
'https://c64.assets-yammer.com/assets/platform_js_sdk.js'
https://statics.teams.cdn.office.net/sdk/v1.10.0/js/MicrosoftTeams.min.js'
https://unpkg.com/adaptivecards/dist/adaptivecards.js'
...
</head>

<body>
...
<script>
microsoftTeams.initialize();
microsoftTeams.authentication.authenticate
microsoftTeams.initialize();
microsoftTeams.setFrameContext
microsoftTeams.settings.setSettings
...
function() {
```

Answer Area



Microsoft

```
<!DOCTYPE html>
<html>
<head>
...
<script src= 'https://statics.teams.cdn.office.net/sdk/v1.10.0/js/MicrosoftTeams.min.js' >>/script>
...
'/_layouts/15/sp.runtime.js'
'https://c64.assets-yammer.com/assets/platform_js_sdk.js'
https://statics.teams.cdn.office.net/sdk/v1.10.0/js/MicrosoftTeams.min.js'
https://unpkg.com/adaptivecards/dist/adaptivecards.js'
...
</head>

<body>
...
<script>
microsoftTeams.initialize();
microsoftTeams.authentication.authenticate
microsoftTeams.initialize();
microsoftTeams.setFrameContext
microsoftTeams.settings.setSettings
...
function() {
```

You have a SharePoint Framework (SPFx) web part named WebPartA that uses SPFx 1.11.0. You need to ensure that WebPartA can be installed as an app in Microsoft Teams. What should you do?

- A. Update the WebPartA.manifest.json file.
- B. Update the Config.json file.
- C. Upload WebPartA to the Microsoft Teams app catalog.
- D. From a command prompt, run the yo @microsoft/sharepoint command.

Answer: A (LEAVE A REPLY)

Update the web part manifest to make it available for Microsoft Teams.

Locate the ./src/webparts/**/manifest.json file for the web part you'll use as the tab for the meeting app solution. Locate the supportedHosts property to include "TeamsTab".

Reference:

<https://docs.microsoft.com/en-us/sharepoint/dev/spfx/build-for-teams-meeting-app#update-the-web-part-manifest-to-make-it-available-for-microsoft-teams>

NEW QUESTION: 74

You need to deploy a Microsoft Teams app. The app will create a Microsoft Teams personal tab that displays a website.

Solution: From the Developer Portal, you create a Microsoft Teams app, you add a personal tab, and then you enter the name, ID, and content URL of the website.

Does this meet the goal?

- A. Yes
- B. No

Answer: B (LEAVE A REPLY)

This solution does not meet the goal because creating a Microsoft Teams app from the Developer Portal and adding a personal tab with the name, ID, and content URL of the website is not enough to deploy the app. You also need to create an app package, build and run your application, and upload your app in Teams12.

A possible solution that meets the goal is:

From the command prompt, install Microsoft Teams app generator by entering: npm install generator-teams --global Generate your application with a personal tab using: yo teams Add a content page to the personal tab Create your app package using: gulp manifest Build and run your application using: gulp serve Upload your app in Teams by sideloading it for personal use2

NEW QUESTION: 75

You need to implement the role functionality for the backend web service calls.

Which two actions should you perform? Each correct answer presents part of the solution.

NOTE: Each correct selection is worth one point.

- A. Upload a certificate for the application registration of the backend web service.
- B. Modify the manifest that defines the application roles and set Allowed Member Types to Apps.
- C. Modify the manifest that defines the application roles and set Allowed Member Types to Users.
- D. Assign the application roles to the Azure AD group that contains the users who are mapped to the roles.
- E. Create a new client secret in the application registration of the backed web service.

Answer: B,D (LEAVE A REPLY)

Reference:

<https://docs.microsoft.com/en-us/azure/active-directory/develop/howto-add-app-roles-in-azure-ad-apps>

NEW QUESTION: 76

You have a bot that responds by using an Adaptive Card.

In which order will a user and the bot interact? To answer, move all actions from the list of actions to the answer area and arrange them in the correct order.

Actions

The bot replies by using a task module.

The bot responds to the client by using the Adaptive Card.

The user previews the Adaptive Card message before the bot inserts the message into the channel.

The user fills out a form and submits the values to the bot.

The user mentions the bot.

Answer area



Answer:

Answer Area

The user mentions the bot.

The user fills out a form and submits the values to the bot.

The bot responds to the client by using the Adaptive Card.

The user previews the Adaptive Card message before the bot inserts the message into the channel.

The bot replies by using a task module.

- 1 - The user mentions the bot.
- 2 - The user fills out a form and submits the values to the bot.
- 3 - The bot responds to the client by using the Adaptive Card.
- 4 - The user previews the Adaptive Card message before the bot inserts the message into the channel.
- 5 - The bot replies by using a task module.

Valid MS-600 Dumps shared by Actual4test.com for Helping Passing MS-600 Exam! Actual4test.com now offer the **newest MS-600 exam dumps**, the Actual4test.com MS-600 exam **questions have been updated** and **answers have been corrected** get the **newest** Actual4test.com MS-600 dumps with Test Engine here: https://www.actual4test.com/MS-600_examcollection.html (244 Q&As Dumps, **30%OFF** Special Discount: **Freepdfdumps**)

NEW QUESTION: 77

This question requires that you evaluate the BOLD text to determine if it is correct.

In Microsoft Word on Windows, before you can sideload a Microsoft Office Add-in, you must first upload the manifest to Microsoft OneDrive.

Instructions: Review the underlined text. If it makes the statement correct, select "No change is needed". If the statement is incorrect, select the answer choice that makes the statement correct.

- A.** No change is needed.
- B.** deploy the manifest to an Azure website
- C.** publish the manifest to a trusted network location
- D.** set Microsoft Edge to Developer Mode

Answer: C (LEAVE A REPLY)

You can test an Office Add-in in an Office client that is on Windows by publishing the manifest to a network file share.

Reference:

<https://docs.microsoft.com/en-us/office/dev/add-ins/testing/create-a-network-shared-folder-catalog-for-task-pane-and-content-add-ins>

NEW QUESTION: 78

You are developing a Microsoft Teams app that will have a personal tab. The personal tab requires single sign-on (SSO) authentication to the Microsoft identity platform. The app will be published to Microsoft AppSource.

What do you require to implement SSO for the app?

- A.** an Azure AD application that has device code flow
- B.** a single-tenant Azure AD application
- C.** a multi-tenant Azure AD application

Answer: A (LEAVE A REPLY)

NEW QUESTION: 79

This question requires that you evaluate the underlined text to determine if it is correct.

Centralized deployments for Microsoft Office Add-ins require Office Online Server.

Instructions: Review the underlined text. If it makes the statement correct, select "No change is needed". If the statement is incorrect, select the answer choice that makes the statement correct.

- A.** No change is needed
- B.** Azure Active Directory (Azure AD)
- C.** Azure AD Connect
- D.** an Azure web app

Answer: A (LEAVE A REPLY)

Centralized deployment of add-ins requires that the users are using Office 365 ProPlus (and are signed into Office using their Organizational ID), and have Exchange Online and active Exchange Online mailboxes.

NEW QUESTION: 80

You plan to create a Microsoft Teams application that uses action-based messaging extensions.

For each of the following statements, select Yes if the statement is true. Otherwise, select No.

NOTE: Each correct selection is worth one point.

Answer Area	Statements	Yes	No
	A Teams application can have multiple action-based messaging extensions.	<input type="radio"/>	<input type="radio"/>
	Action-based messaging extensions can contain unlimited commands.	<input type="radio"/>	<input type="radio"/>
	Action-based messaging extensions can use the Bot Framework to collect information from users.	<input type="radio"/>	<input type="radio"/>

Answer:

Answer Area	Statements	Yes	No
	A Teams application can have multiple action-based messaging extensions.	<input type="radio"/>	<input checked="" type="radio"/>
	Action-based messaging extensions can contain unlimited commands.	<input type="radio"/>	<input checked="" type="radio"/>
	Action-based messaging extensions can use the Bot Framework to collect information from users.	<input checked="" type="radio"/>	<input type="radio"/>

NEW QUESTION: 81

You plan to create a single-tenant console app that will use the Microsoft identity platform.

You need to ensure that the app can use the device code flow to access Microsoft Graph and read email on behalf of the authenticated user.

Which three actions should you perform? Each correct answer presents part of the solution.

NOTE: Each correct selection is worth one point.

- A. Set Supported account types to Accounts in any organizational directory
- B. Add redirect URIs.
- C. Set Supported account types to Accounts in this organizational directory only
- D. Enable the Default client type option.
- E. From the Expose an API settings, create a custom scope.
- F. Generate a client secret for the app.

Answer: [\(SHOW ANSWER\)](#)

Reference:

<https://docs.microsoft.com/en-us/graph/auth-register-app-v2>

<https://docs.microsoft.com/en-us/graph/auth-v2-u>

NEW QUESTION: 82

You are developing a Microsoft Teams application for a support staff.

Within a conversation between the support staff, you want the staff to look up support ticket IDs from a list without opening the ticketing system.

Which feature should the application include?

- A. a bot

- B. a connector
- C. a messaging extension
- D. a tab

Answer: ([SHOW ANSWER](#))

Messaging extensions allow users to interact with your web service through buttons and forms in the Microsoft Teams client. They can search, or initiate actions, in an external system from the compose message area, the command box, or directly from a message. You can then send the results of that interaction back to the Microsoft Teams client, typically in the form of a richly formatted card.

NEW QUESTION: 83

You have a line-of-business API that is secured by using Azure Active Directory (Azure AD).

You deploy a solution to the app catalog. The solution requests permission to the API.

What should you do in the SharePoint admin center to ensure that the solution can access the API?

- A. Create a SharePoint security group and add the solution
- B. Create an access policy
- C. Enable sandbox solutions
- D. Approve a pending permission request

Answer: ([SHOW ANSWER](#))

Developers building a SharePoint Framework solution that requires access to specific resources secured with Azure AD list these resources along with the required permission scopes in the solution manifest. When deploying the solution package to the app catalog, SharePoint creates permission requests and prompts the administrator to manage the requested permissions. For each requested permission, tenant administrators can decide whether they want to grant or deny the specific permission.

All permissions are granted to the whole tenant and not to a specific application that has requested them.

When the tenant administrator grants a specific permission, it is added to the SharePoint Online Client Extensibility Azure AD application, which is provisioned by Microsoft in every Azure AD and which is used by the SharePoint Framework in the OAuth flow to provide solutions with valid access tokens.

NEW QUESTION: 84

You have a third-party API that is secured by using Azure Active Directory (Azure AD).

You need to configure a SharePoint Framework (SPFx) web part to consume the third-party API.

Which method should you use?

- A. `aadHttpClientFactory()`
- B. `ExecuteQuery()`
- C. `ClientContext()`
- D. `msGraphHttpClientFactory()`

Answer: A ([LEAVE A REPLY](#))

The `AadHttpClient` client object is useful for consuming any REST API. You can use it to consume Microsoft Graph or any other third-party (or first-party) REST API.

To consume any REST API using the `AadHttpClient` client object, create a new instance of the `AadHttpClient` type by calling the `context.aadHttpClientFactory.getClient()` method and providing the URI of the target service.

Reference:

<https://docs.microsoft.com/en-us/sharepoint/dev/spfx/use-aad-tutorial>

NEW QUESTION: 85

You are developing a single page application (SPA) named App1 that will be used by the public.

Many users of App1 restrict pop-up windows from opening in their browser.

You need to authenticate the users by using the Microsoft identity platform. The solution must meet the following requirements:

- * Ensure that App1 can read the profile of a user.
- * Minimize user interaction during authentication.
- * Prevent App1 from requiring admin consent for any permissions.

How should you complete the code? To answer, select the appropriate options in the answer area.

NOTE: Each correct selection is worth one point.

Answer Area

```
function authCallback(error, response) {  
}  
userAgentApplication.handleRedirectCallback(authCallback);  
const accessTokenRequest: AuthenticationParameters = {  
  
    scopes:["user.read"]  
    scopes:["user.read.all"]  
    scopes:["people.read"]  
    scopes:["people.read.all"]  
  
    userAgentApplication.  
  
    (accessTokenRequest).then(function  
    (accessTokenResponse) {  
  
        let accessToken = accessTokenResponse.accessToken;  
    }).catch(function(error) {  
        console.log(error);  
        if (error.errorMessage.indexOf("interaction_required") !== -1) {  
            userAgentApplication.  
  
            (accessTokenRequest);  
  
        }  
    });  
};
```

The image shows a code editor with two dropdown menus. The first dropdown menu is positioned over the 'scopes' property of the 'accessTokenRequest' object and contains the following options: 'scopes:["user.read"]', 'scopes:["user.read.all"]', 'scopes:["people.read"]', and 'scopes:["people.read.all"]'. The second dropdown menu is positioned over the 'userAgentApplication.' property in the 'then' function and contains the following options: 'acquireTokenRedirect', 'acquireTokenSilent', and 'acquireTokenPopup'. A large watermark 'freemovejumps.com' is visible across the code editor.

Answer:

Answer Area

```
function authCallback(error, response) {
}
userAgentApplication.handleRedirectCallback(authCallback);
const accessTokenRequest: AuthenticationParameters = {
  scopes: ["user.read"]
  scopes: ["user.read.all"]
  scopes: ["people.read"]
  scopes: ["people.read.all"]
}
userAgentApplication. (accessTokenRequest).then(function
  (accessTokenResponse) {
    let accessToken = accessTokenResponse.accessToken;
  }).catch(function(error) {
    console.log(error);
    if (error.errorMessage.indexOf("interaction_required") !== -1) {
      userAgentApplication. (accessTokenRequest);
    }
  });
```



Reference:

<https://docs.microsoft.com/en-us/azure/active-directory/develop/scenario-spa-acquire-token?tabs=javascript1>

NEW QUESTION: 86

What are two possible URIs that you can use to prompt the administrators for admin consent to the E-invoicing application? Each correct answer presents a complete solution.

NOTE: Each correct selection is worth one point.

- A. https://login.microsoftonline.com/common/adminconsent?client_id={clientid}
- B. https://login.microsoftonline.com/{domain}/adminconsent?client_id={clientid}&state={state}&redirect_uri={url}
- C. [https://login.microsoftonline.com/{tenant}/oauth2/v2.0/authorize?client_id={clientid}&state={state}\\$redirect_uri={url}](https://login.microsoftonline.com/{tenant}/oauth2/v2.0/authorize?client_id={clientid}&state={state}$redirect_uri={url})
- D. [https://login.microsoftonline.com/{tenant}/oauth2/v2.0/token/authorize?client_id={clientid}\\$state={state}\\$redirect_uri={url}](https://login.microsoftonline.com/{tenant}/oauth2/v2.0/token/authorize?client_id={clientid}$state={state}$redirect_uri={url})

- A. Option B
- B. Option C

C. Option D

D. Option A

Answer: ([SHOW ANSWER](#))

NEW QUESTION: 87

You have a Microsoft 365 E5 subscription that uses Microsoft Teams.

You need to audit the addition of external users to teams. The solution must minimize administrative effort.

What should you use?

A. Microsoft Purview sensitivity labels

B. Microsoft Purview information barriers

C. Application Insights

D. Microsoft Defender for Cloud Apps

Answer: D ([LEAVE A REPLY](#))

NEW QUESTION: 88

You have a line-of-business (LOB) app named App1.

You need to integrate App1 and Microsoft Teams. The solution must ensure that users can take a picture of a QR code from the Teams client and send the picture to App1.

What should you use to integrate App1?

A. a tab

B. a webhook

C. A message extension

D. a bot

Answer: C ([LEAVE A REPLY](#))

NEW QUESTION: 89

You have an application that uses the Microsoft Graph API.

You need to configure the application to retrieve the groups to which the current signed-in user belongs. The results must contain the extended properties of the groups.

Which URI should you use?

A. <https://graph.microsoft.com/v1.0/me/getMemberObjects>

B. <https://graph.microsoft.com/v1.0/me/getMemberGroups>

C. <https://graph.microsoft.com/v1.0/me/memberOf>

D. <https://graph.microsoft.com/v1.0/me/checkMemberGroups>

Answer: B ([LEAVE A REPLY](#))

Get member groups returns all the groups that the specified user, group, or directory object is a member of. This function is transitive.

NEW QUESTION: 90

You have a SharePoint Framework (SPFx) web part that includes the manifest shown in the following exhibit.

```
{
  "webApiPermissionRequests": [
    {
      "resource": "Microsoft Graph",
      "scope": "Mail.Send"
    }
  ]
}
```

Which task can the web part perform?

- A. Send an email on behalf of a mail-enabled group.
- B. Send an email as another user.
- C. Send an email as the current user.
- D. Send an email as the web part.

Answer: C (LEAVE A REPLY)

In SPFx we will get the user context using the object "context". We have msGraphClientFactory available in the same object which will take care of generating the Access Token based on the user context.

Reference:

<https://www.c-sharpcorner.com/article/how-to-send-email-using-graph-api-in-sharepoint-framework-spfx/>

NEW QUESTION: 91

You have a SharePoint Framework (SPFx) solution that contains a client-side web part named WebPart1.

WebPart1 has the following app manifest.

```
{
  "$schema": "https://developer.microsoft.com/json-schemas/spfx/client-side-web-part-manifest.schema.json",
  "id": "dcc3c63-a937-48ad-840c-317d10f122f5",
  "alias": "WebPart1",
  "componentType": "WebPart",
  "version": "*",
  "manifestVersion": 2,
  "requiresCustomScript": false,
  "supportedHosts": ["SharePointWebPart"],
  "preconfiguredEntries": [{
    "groupId": "5c03119e-3074-46fd-976b-c60198311f70", // Other
    "group": { "default": "Other" },
    "title": { "default": "WebPart1" },
    "description": { "default": "WebPart1" },
    "officeFabricIconFontName": "Page",
    "properties": {
      "description": "WebPart1"
    }
  }
]}
}
```



You need to ensure that WebPart1 can be used in Microsoft Teams and Microsoft SharePoint Online.

How should you modify the app manifest?

- A. Change the "coraponentType" value to "TeamsTab".
- B. Add "Tea*sTab" to the existing "supportedHosts" value.
- C. No modifications are required.
- D. Change the "supportedHosts" value to "TeamsTab".

Answer: A ([LEAVE A REPLY](#))

Valid MS-600 Dumps shared by Actual4test.com for Helping Passing MS-600 Exam! Actual4test.com now offer the **newest MS-600 exam dumps**, the Actual4test.com MS-600 exam **questions have been updated** and **answers have been corrected** get the **newest** Actual4test.com MS-600 dumps with Test Engine here: https://www.actual4test.com/MS-600_examcollection.html (244 Q&As Dumps, **30%OFF** Special Discount: **Freepdfdumps**)

NEW QUESTION: 92

You receive the following JSON document when you use Microsoft Graph to query the current signed-in user.

```
{
  "@odata.context": "https://graph.microsoft.com/v1.0/$metadata#users/$entity",
  "businessPhones": [
    "+1 555 444 222"
  ],
  "displayName": "BenSmith",
  "givenName": "Ben",
  "jobTitle": "Developer",
  "mail": "ben.smith@contoso.com",
  "mobilePhone": "+1 555 444 222",
  "officeLocation": null,
  "preferredLanguage": null,
  "surname": "Smith",
  "userPrincipalName": "ben.smith@contoso.com",
  "id": "5fa74bb7-b45b-426d-8ac7-446f090feeb5"
}
```

For each of the following statements, select Yes if the statement is true. Otherwise, select No.

NOTE: Each correct selection is worth one point.

Microsoft	Statements	Yes	No
	If you query a URI of <code>https://graph.microsoft.com/v1.0/me/photo/\$value</code> , you will get the profile picture.	<input type="radio"/>	<input type="radio"/>
	If you query a URI of <code>https://graph.microsoft.com/v1.0/users/ben.smith@contoso.com/photo/\$value</code> , you will get the profile picture.	<input type="radio"/>	<input type="radio"/>
	If you query a URI of <code>https://graph.microsoft.com/v1.0/users/5fa74bb7-b45b-426d-8ac7-446f090feeb5/photo/\$value</code> , you will get the profile picture.	<input type="radio"/>	<input type="radio"/>

Answer:

Microsoft	Statements	Yes	No
	If you query a URI of <code>https://graph.microsoft.com/v1.0/me/photo/\$value</code> , you will get the profile picture.	<input checked="" type="radio"/>	<input type="radio"/>
	If you query a URI of <code>https://graph.microsoft.com/v1.0/users/ben.smith@contoso.com/photo/\$value</code> , you will get the profile picture.	<input checked="" type="radio"/>	<input type="radio"/>
	If you query a URI of <code>https://graph.microsoft.com/v1.0/users/5fa74bb7-b45b-426d-8ac7-446f090feeb5/photo/\$value</code> , you will get the profile picture.	<input checked="" type="radio"/>	<input type="radio"/>

NEW QUESTION: 93

You need to request permission to create a group in a Sharepoint Framework (SPFx) solution. To which file should you add the permission request?

- A. Config.json
- B. Package.json
- C. Serve.json
- D. Package-solution.json

Answer: (SHOW ANSWER)

Reference:

<https://docs.microsoft.com/en-us/sharepoint/dev/spfx/web-parts/get-started/using-microsoft-graph-apis>

NEW QUESTION: 94

You are developing a daemon application that reads all the emails in the Inbox of a specific Microsoft 365 mailbox. Some emails contain meeting dates and room mailbox names. The application has the following requirements:

- * Move each processed email to a subfolder in the mailbox.
- * If an email contains meeting data, create an event in the corresponding room mailbox calendar.

Which Microsoft Graph permissions should you grant for the application?

- A.** Calendars.ReadWrite.Shared and Mail.ReadWrite delegated permissions
- B.** Calendars.ReadWrite and Mail.Read application permissions
- C.** Calendars.ReadWrite and Mail.ReadWrite delegated permissions
- D.** Calendars.ReadWrite and Mail.ReadWrite application permissions

Answer: D (LEAVE A REPLY)

Reference:

<https://docs.microsoft.com/en-us/graph/permissions-reference>

NEW QUESTION: 95

You are developing a new Microsoft Teams app that will contain the following functionality:

- * Start a new chat.
- * Prompt users to install an app.
- * Make a Microsoft Graph API call.
- * Trigger a search-based command.

Which two functionalities can be implemented by using a deep link? Each correct answer presents part of the solution.

NOTE: Each correct selection is worth one point.

- A.** Trigger a search-based command.
- B.** Make a Microsoft Graph API call.
- C.** Prompt users to install an app.
- D.** Start a new chat.

Answer: C,D (LEAVE A REPLY)

Reference:

<https://docs.microsoft.com/en-us/microsoftteams/platform/concepts/build-and-test/deep-links>

NEW QUESTION: 96

You build a Microsoft Teams bot named Bot1 and publish Bot1 to Azure.

You need to make Bot1 available for testing. The solution must meet the following requirements:

- * Ensure that Bot1 is accessible only via Teams.
- * Limit access to Bot1 to specific users.
- * Minimize administrative effort.

What should you do first in the Azure portal?

- A.** From the Access control (IAM) settings of Bot1, configure role assignments for Bot1.
- B.** From the Configuration settings of Bot1, add an OAuth connection.
- C.** From the Channels settings of Bot1, add a Direct Line channel and share the App Service extension keys for the channel to the users.
- D.** From the Channels settings of Bot1, add a Teams channel and distribute the URL to the users.

Answer: D (LEAVE A REPLY)

NEW QUESTION: 97

You are designing a Microsoft Teams application. The application will enable content authors to start conversations about news coming from a third-party application.

Which development technique should you use?

- A. incoming webhooks
- B. outgoing webhooks
- C. activity feeds
- D. deep links

Answer: D (LEAVE A REPLY)

Create deep links to content and features in Microsoft Teams.

You can create links to information and features within the Teams client. Examples of where this may be useful:

Your app automates or simplifies certain user tasks, such as creating a chat or scheduling a meeting, by pre-populating the deep links with required parameters. This avoids the need for users to manually enter information.

Navigating the user to content within one of your app's tabs.

Incorrect Answers:

A: Incoming webhooks are the simplest type of connector. Connectors allow users to subscribe to receive notifications and messages from your web services B: Outgoing webhooks allow your users to send text messages from a channel to your web services. Once configured, your users will be able to @mention your outgoing webhook.

C: The activity feed in Microsoft Teams is the user's single inbox for all activity across Teams. The feed aggregates important content.

NEW QUESTION: 98

You have a web app named App1 that users use to book corporate travel.

You need to integrate App1 and Microsoft Teams.

What are three ways to achieve this goal? Each correct answer presents a complete solution.

NOTE: Each correct selection is worth one point.

- A. Show flights users booked by using App1 on a personal tab in Teams.
- B. Receive flight cancellation notifications in the Teams client activity feed.
- C. Embed into App1 the Teams client as an iFrame.
- D. Enable users to specify their flight preferences in App1 by using the Teams client settings.
- E. Display in App1 the messages from a Teams channel.

Answer: A,B,D (LEAVE A REPLY)

Valid MS-600 Dumps shared by Actual4test.com for Helping Passing MS-600 Exam! Actual4test.com now offer the **newest MS-600 exam dumps**, the Actual4test.com MS-600 exam **questions have been updated** and **answers have been corrected** get the **newest** Actual4test.com MS-600 dumps with Test Engine here: https://www.actual4test.com/MS-600_examcollection.html (244 Q&As Dumps, **30%OFF** Special Discount: **Freepdfdumps**)