

Microsoft.PL-500.v2024-05-21.q114

Exam Code:	PL-500
Exam Name:	Microsoft Power Automate RPA Developer
Certification Provider:	Microsoft
Free Question Number:	114
Version:	v2024-05-21
# of views:	353
# of Questions views:	1140
https://www.freepdfdumps.com/Microsoft.PL-500.v2024-05-21.q114.html	

NEW QUESTION: 1

A company has a customer relationship management (CRM) app installed on a machine. Each month an employee signs into the machine by using their Azure Active Directory (Azure AD) account to generate a financial statement for each account in a list of accounts. The list of accounts is stored in Microsoft Dataverse. The employee must send each customer their statements by using Office 365 Outlook.

You need to develop a solution to automate the task.

Which components should you use? To answer, select the appropriate options in the answer area.

The screenshot shows an 'Answer Area' with two columns: 'Requirement' and 'Action'. The requirements are: 'Trigger the solution using a schedule.', 'Access the list of accounts.', 'Launch the CRM app.', 'Generate a statement for each account.', and 'Send an email with an attachment.' The actions listed are: 'Create a cloud flow that uses a manual trigger.', 'Create a cloud flow that uses a schedule trigger.', 'Create a desktop flow and use Windows Task Scheduler to trigger it.', 'Create a desktop flow and trigger it manually.', 'Use the Relate rows action in a cloud flow.', 'Use the List rows action in a cloud flow.', 'Use the List rows present in a table action in a cloud flow.', 'Use the Get a row action in a cloud flow.', 'Use the Start service action in a desktop flow.', 'Use the Run application action in a desktop flow.', 'Use the Run a flow built with Power Automate for desktop action in a cloud flow.', 'Use the Run desktop flow action in a desktop flow.', 'Use the Apply to each action in a cloud flow.', 'Use the For each action in a desktop flow.', 'Use the Next loop action in a desktop flow.', 'Use the Go to action in a desktop flow.', 'Use the Send email action in a desktop flow.', 'Use the Send an email action in a cloud flow.', 'Use the Send Exchange email message action in a desktop flow.', 'Use the Send email message through Outlook action in a desktop flow.'

Answer:

Requirement	Action
Trigger the solution using a schedule.	<ul style="list-style-type: none"> Create a cloud flow that uses a manual trigger. Create a cloud flow that uses a schedule trigger. Create a desktop flow and use Windows Task Scheduler to trigger it. Create a desktop flow and trigger it manually.
Access the list of accounts.	<ul style="list-style-type: none"> Use the Relate rows action in a cloud flow. Use the List rows action in a cloud flow. Use the List rows present in a table action in a cloud flow. Use the Get a row action in a cloud flow.
Launch the CRM app.	<ul style="list-style-type: none"> Use the Start service action in a desktop flow. Use the Run application action in a desktop flow. Use the Run a flow built with Power Automate for desktop action in a cloud flow. Use the Run desktop flow action in a desktop flow.
Generate a statement for each account.	<ul style="list-style-type: none"> Use the Apply to each action in a cloud flow. Use the For each action in a desktop flow. Use the Next loop action in a desktop flow. Use the Go to action in a desktop flow.
Send an email with an attachment.	<ul style="list-style-type: none"> Use the Send email action in a desktop flow. Use the Send an email action in a cloud flow. Use the Send Exchange email message action in a desktop flow. Use the Send email message through Outlook action in a desktop flow.

Explanation:

Requirement	Action
Trigger the solution using a schedule.	<ul style="list-style-type: none"> Create a cloud flow that uses a manual trigger. create a cloud flow that uses a schedule trigger. Create a desktop flow and use Windows Task Scheduler to trigger it. Create a desktop flow and trigger it manually.
Access the list of accounts.	<ul style="list-style-type: none"> Use the Relate rows action in a cloud flow. Use the List rows action in a cloud flow. Use the List rows present in a table action in a cloud flow. Use the Get a row action in a cloud flow.
Launch the CRM app.	<ul style="list-style-type: none"> Use the Start service action in a desktop flow. Use the Run application action in a desktop flow. Use the Run a flow built with Power Automate for desktop action in a cloud flow. Use the Run desktop flow action in a desktop flow.
Generate a statement for each account.	<ul style="list-style-type: none"> Use the Apply to each action in a cloud flow. Use the For each action in a desktop flow. Use the Next loop action in a desktop flow. Use the Go to action in a desktop flow.
Send an email with an attachment.	<ul style="list-style-type: none"> Use the Send email action in a desktop flow. Use the Send an email action in a cloud flow. Use the Send Exchange email message action in a desktop flow. Use the Send email message through Outlook action in a desktop flow.

NEW QUESTION: 2

A company plans to use Microsoft Power Platform

The company requires multiple test environments for users. The company wants to ensure that the Microsoft Power Platform environments are appropriate for the following cases:

- * UserA wants to test Microsoft Power Platform features for a limited time.
- * UserB wants to test solutions.

You need to select the environment type for each use case.

Which environment types should you select? To answer, drag the appropriate environment type to the correct scenarios. Each environment type may be used once, more than once, or not at all. You may need to drag the split bar between panes or scroll to view content.

NOTE: Each correct selection is worth one point.



Answer:



NEW QUESTION: 3

You are setting up a data loss prevention (DLP) policy for an environment. The default policy group is set to Non-business.

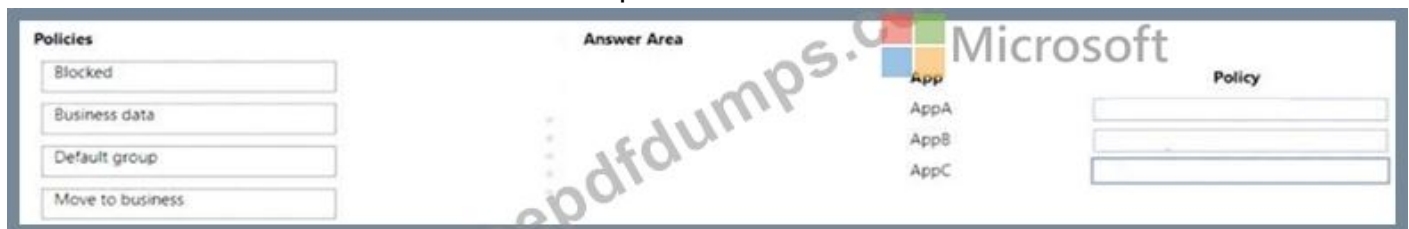
You must configure the following apps in the policy:

- * AppA will be used for tracking business-sensitive data.
- * AppB will be deployed in six months and must be automatically added to the published policy.
- * AppC uses a custom connector. The connector uses personal data for testing. When testing is complete, the connector will connect to business-sensitive data.

You need to select the appropriate policy for each app.

Which policy should you use for each app? To answer, drag the appropriate policies to the correct apps. Each app may be used once, more than once, or not at all. You may need to drag the split bar between panes or scroll to view content.

NOTE: Each correct selection is worth one point.



Answer:



Explanation

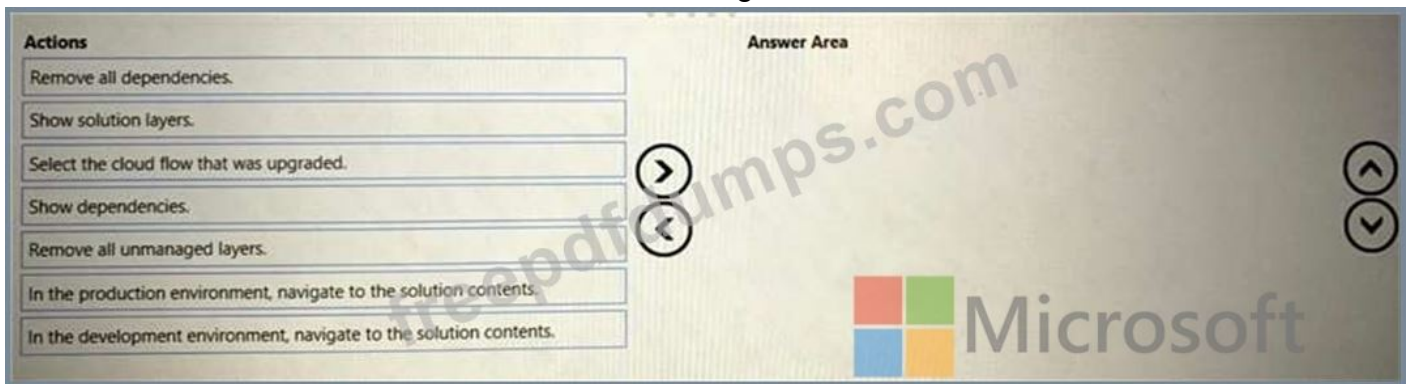


NEW QUESTION: 4


You deploy a cloud flow to a production environment. You make changes to the cloud flow in a development environment. You import the updated solution to the production environment. You observe that the cloud flow is not updated.

You need to resolve the issue.

Which four actions should you perform in sequence? To answer, move the appropriate actions from the list of actions to the answer area and arrange them in the correct order.



Answer:



Explanation

Answer Area

In the production environment, navigate to the solution contents.

Select the cloud flow that was upgraded.

Show solution layers.

Remove all unmanaged layers.

NEW QUESTION: 5

You are creating an automation for a company. When a new record is created in a Microsoft Dataverse table, the automation must add the same data to an enterprise resource planning (ERP) system. The ERP system does not have an API.

You need to create the automation solution.

What should you use? To answer, select the appropriate options in the answer area.

NOTE: Each correct selection is worth one point.

The screenshot shows the 'Answer Area' in Microsoft Power Automate. It contains two requirement sections: 'Requirement' with the text 'Trigger an automation to run when the new record is created.' and 'Add the data to the ERP system.' To the right, there are two 'Solution' selection boxes. Each box contains three options: 'Cloud flow', 'Desktop flow', and 'Model-driven app'.

Answer:

This screenshot is identical to the previous one but shows the 'Cloud flow' option in the first solution box and the 'Desktop flow' option in the second solution box highlighted with red boxes, indicating they are the correct selections.

NEW QUESTION: 6

You need to determine the correct group for each connector used in the automations.

Which groups should you use? To answer, move the appropriate connector to the correct group.

You may use each group once, more than once, or not at all. You may need to move the split bar between panes or scroll to view content NOTE: Each correct selection is worth one point.

The screenshot shows the 'Connector groups' configuration page. On the left, under 'Groups', there are three boxes: 'Business', 'Non-business', and 'Blocked'. On the right, under 'Connector', there are three connectors: 'SharePoint', 'OneDrive for Business', and 'Profile information'. To the far right, there is a 'Group' column with three empty rows for assignment.

Answer:

This screenshot shows the same interface as the previous one, but with the 'Business' group selected for all three connectors: 'SharePoint', 'OneDrive for Business', and 'Profile information'. The 'Business' group box is highlighted with a red border.

Explanation:



NEW QUESTION: 7

You need to determine the correct group for each connector used in the automations. Which groups should you use? To answer, move the appropriate connector to the correct group. You may use each group once, more than once, or not at all. You may need to move the split bar between panes or scroll to view content NOTE: Each correct selection is worth one point.



Answer:



Explanation:



NEW QUESTION: 8

You need to package the automations. What should you do?

- A. Show dependencies within the solution.
- B. Remove unmanaged layers.
- C. Add required components to each item within the solution.
- D. Add existing components to the solution.

Answer: D (LEAVE A REPLY)

According to the scenario, you want to package all your automations into a single solution that can be easily deployed across environments. To do this, you need to add existing components to the solution, such as cloud flows, desktop flows, connections, and custom connectors. This way, you can bundle all your related resources into one package and export or import it as needed.

NEW QUESTION: 9

A user is evaluating the capabilities of both process mining and task mining.

You need to determine when you should use process mining or task mining.

Which Process advisor capability should you use? To answer, drag the appropriate capabilities to the correct requirements. Each capability may be used once, more than once, or not at all. You may need to drag the split bar between panes or scroll to view content.

NOTE: Each correct selection is worth one point.

Capabilities

Process mining

Task mining

Answer Area

Requirement

See the actual steps used to perform a process.

Reduce process time by evaluating event data from a system of record.

Understand what employees do while performing each task.

Identify the most common actions based on user interactions.

Capability

Answer:

Capabilities

Process mining

Task mining

Answer Area

Requirement

See the actual steps used to perform a process.

Reduce process time by evaluating event data from a system of record.

Understand what employees do while performing each task.

Identify the most common actions based on user interactions.

Capability

Process mining

Process mining

Task mining

Task mining

Explanation

Graphical user interface, application Description automatically generated

Answer Area Microsoft

Requirement	Capability
See the actual steps used to perform a process.	Process mining
Reduce process time by evaluating event data from a system of record.	Process mining
Understand what employees do while performing each task.	Task mining
Identify the most common actions based on user interactions.	Task mining

NEW QUESTION: 10

A company stores confidential documents in a SharePoint document library.

A developer must create an automation solution in a default environment that processes documents from the SharePoint library and uploads approved documents to Azure File Storage for archiving purposes. The automation must meet the following requirements:

- * Prevent modification or deletion of approved documents from Azure File Storage.
- * Prevent sharing of documents from SharePoint or Azure File Storage.

You need to configure a data loss prevention (DLP) policy.

Which five actions should you perform in sequence? To answer, move the appropriate actions from the list of actions to the answer area and arrange them in the correct order.

Actions **Answer Area** Microsoft

Set the policy scope to Exclude certain environments and add the default environment.
Add the SharePoint and Approvals connectors to the Business category. Add the Azure File Storage connector to the Blocked category.
Configure Azure File Storage connector actions.
Set the policy scope to Add multiple environments and add the default environment.
Add the SharePoint, Azure File Storage, and Approvals connectors to the Business category.
Add the SharePoint, Azure File Storage, and Approvals connectors to the Non-business category.
Confirm and save the policy.
Create a new data policy in the Microsoft Power Platform admin center.

Answer:

Actions

Set the policy scope to Exclude certain environments and add the default environment.
Add the SharePoint and Approvals connectors to the Business category. Add the Azure File Storage connector to the Blocked category.
Configure Azure File Storage connector actions.
Set the policy scope to Add multiple environments and add the default environment.
Add the SharePoint, Azure File Storage, and Approvals connectors to the Business category.
Add the SharePoint, Azure File Storage, and Approvals connectors to the Non-business category.
Confirm and save the policy.
Create a new data policy in the Microsoft Power Platform admin center.

Answer Area

Create a new data policy in the Microsoft Power Platform admin center.
Set the policy scope to Exclude certain environments and add the default environment.
Add the SharePoint and Approvals connectors to the Business category. Add the Azure File Storage connector to the Blocked category.
Configure Azure File Storage connector actions.
Confirm and save the policy.

Explanation

Create a new data policy in the Microsoft Power Platform admin center.
Set the policy scope to Exclude certain environments and add the default environment.
Add the SharePoint and Approvals connectors to the Business category. Add the Azure File Storage connector to the Blocked category.
Configure Azure File Storage connector actions.
Confirm and save the policy.

Table Description automatically generated

NEW QUESTION: 11

You are developing automation solutions for a company.

You need to select the components to use for each scenario. You must minimize development efforts. Which methods should you use? To answer, select the appropriate options in the answer area.


NOTE: Each correct selection is worth one point.

Scenario	Component
Query items from a SharePoint list.	<input type="checkbox"/> Built-in connector <input type="checkbox"/> Custom connector <input type="checkbox"/> HTTP connector <input type="checkbox"/> Azure API Management
Share methods from a third-party REST API with an organization.	<input type="checkbox"/> Built-in connector <input type="checkbox"/> Custom connector <input type="checkbox"/> HTTP connector <input type="checkbox"/> Browser automation
Call a Microsoft Graph API endpoint using application permissions.	<input type="checkbox"/> Built-in connector <input type="checkbox"/> Custom connector <input type="checkbox"/> HTTP connector <input type="checkbox"/> Azure API Management

Answer:

Answer Area

Scenario	Component
Query items from a SharePoint list.	<ul style="list-style-type: none"> Built-in connector Custom connector HTTP connector Azure API Management
Share methods from a third-party REST API with an organization.	<ul style="list-style-type: none"> Built-in connector Custom connector HTTP connector Browser automation
Call a Microsoft Graph API endpoint using application permissions.	<ul style="list-style-type: none"> Built-in connector Custom connector HTTP connector Azure API Management




Explanation:

Graphical user interface, text, application, email Description automatically generated

Answer Area

Scenario	Component
Query items from a SharePoint list.	<ul style="list-style-type: none"> Built-in connector Custom connector HTTP connector Azure API Management
Share methods from a third-party REST API with an organization.	<ul style="list-style-type: none"> Built-in connector Custom connector HTTP connector Browser automation
Call a Microsoft Graph API endpoint using application permissions.	<ul style="list-style-type: none"> Built-in connector Custom connector HTTP connector Azure API Management



NEW QUESTION: 12


You are creating an automation for a company. When a new record is created in a Microsoft Dataverse table, the automation must add the same data to an enterprise resource planning (ERP) system. The ERP system does not have an API.

You need to create the automation solution.

What should you use? To answer, select the appropriate options in the answer area.

NOTE: Each correct selection is worth one point.

Answer Area



Requirement
Trigger an automation to run when the new record is created.

Solution


Cloud flow
Desktop flow
Model-driven app

Add the data to the ERP system.

Cloud flow
Desktop flow
Model-driven app

Answer:

Answer Area



Requirement
Trigger an automation to run when the new record is created.

Solution

Cloud flow
Desktop flow
Model-driven app

Add the data to the ERP system.

Cloud flow
Desktop flow
Model-driven app

NEW QUESTION: 13

You are designing an automation that processes information from documents attached to emails. You need to extract data from the attachments and insert the data into a custom Microsoft Dataverse table.

Which five actions should you perform in sequence? To answer, move the appropriate actions from the list of actions to the answer

Actions

- Create a collection and add documents to the collection.
- Create an object detection model.
- Use the model in a desktop flow.
- Create a custom form processing model.
- Train and publish a model.
- Add extracted data to the Microsoft Dataverse table.
- Use the model in a cloud flow.



Answer:

Actions

Create a collection and add documents to the collection.	Create a custom form processing model.
Create an object detection model.	Create a collection and add documents to the collection.
Use the model in a desktop flow.	Train and publish a model.
Create a custom form processing model.	Use the model in a cloud flow.
Train and publish a model.	Add extracted data to the Microsoft Dataverse table.
Add extracted data to the Microsoft Dataverse table.	
Use the model in a cloud flow.	

Explanation:

Graphical user interface, text, application Description automatically generated

Answer Area	
<input type="checkbox"/>	Create a custom form processing model.
<input type="checkbox"/>	Create a collection and add documents to the collection.
<input type="checkbox"/>	Train and publish a model.
<input type="checkbox"/>	Use the model in a cloud flow.
<input type="checkbox"/>	Add extracted data to the Microsoft Dataverse table.

NEW QUESTION: 14

You need to resolve the banker desktop flow issue

Which two actions should you do? Each correct answer presents a complete solution.

NOTE; Each correct selection is worth one point.

- A. Use the Move to top action
- B. Cancel the parent flow run.
- C. Change the connector priority to high.
- D. Perform a process mining trace on the flow.

Answer: A,C ([LEAVE A REPLY](#))

NEW QUESTION: 15

You create the following flow:

The screenshot shows a Microsoft Power Automate flow configuration. The first step is 'Initialize variable' with the following settings:

- Name: success
- Type: Boolean
- Value: false

The second step is 'Do until' with the following settings:

- Condition: success is equal to true
- Count: 3
- Timeout: PT15M

For each of the following statements, select Yes if the statement is true. Otherwise, select No.
NOTE: Each correct selection is worth one point.

Questions	Response
What does the value 3 in the Count property represent?	The do until action will retry up to three times if there are any failures. The do until actions must succeed three times before moving on to the next action.
What does the value PT15M in the Timeout property represent?	The do until must run for a minimum of 15 minutes. The flow cannot exceed 15 minutes of total run time. The do until will time out when it reaches 15 minutes.

Answer:

Questions	Response
What does the value 3 in the Count property represent?	The do until action will retry up to three times if there are any failures. The do until actions must succeed three times before moving on to the next action.
What does the value PT15M in the Timeout property represent?	The do until must run for a minimum of 15 minutes. The flow cannot exceed 15 minutes of total run time. The do until will time out when it reaches 15 minutes.

NEW QUESTION: 16

You are developing a desktop flow.

You need to include an IF statement that contains AND logic within the flow.

Which expression should you use for the IF statement?

A.

```
IF (IsEmpty(Variable1) OR IsEmpty(Variable2)) = $''True''
```

B.

```
IF $''%IsEmpty(Variable1)% AND %IsEmpty(Variable2)%'' = $''True''
```

C. `IF IsEmpty(Variable1 AND Variable2)`

D.

```
IF IsEmpty(IsEmpty(Variable1) AND IsEmpty(Variable2))
```

E.

```
IF (IsEmpty(Variable1) AND IsEmpty(Variable2)) = $''True''
```

Answer: C ([LEAVE A REPLY](#))

Valid PL-500 Dumps shared by Actual4test.com for Helping Passing PL-500 Exam!

Actual4test.com now offer the **newest PL-500 exam dumps**, the Actual4test.com PL-500 exam **questions have been updated** and **answers have been corrected** get the **newest** Actual4test.com PL-500 dumps with Test Engine here:

Special Discount: **Freepdfdumps**)

NEW QUESTION: 17

A user is evaluating the capabilities of both process mining and task mining.

You need to determine when you should use process mining or task mining.

Which Process advisor capability should you use? To answer, drag the appropriate capabilities to the correct requirements. Each capability may be used once, more than once, or not at all. You may need to drag the split bar between panes or scroll to view content.

NOTE: Each correct selection is worth one point.

The screenshot shows a Microsoft interface with two main sections: 'Capabilities' and 'Answer Area'. The 'Capabilities' section on the left contains two buttons: 'Process mining' and 'Task mining'. The 'Answer Area' on the right is divided into two columns: 'Requirement' and 'Capability'. The 'Requirement' column lists four items: 'See the actual steps used to perform a process.', 'Reduce process time by evaluating event data from a system of record.', 'Understand what employees do while performing each task.', and 'Identify the most common actions based on user interactions.'. The 'Capability' column contains four empty rectangular boxes for selection. A Microsoft logo is visible at the bottom of the interface.

Answer:

This screenshot shows the same Microsoft interface as above, but with the correct selections. In the 'Capabilities' section, both 'Process mining' and 'Task mining' buttons are highlighted with dashed red borders. In the 'Answer Area', the 'Capability' column shows the following selections: 'Process mining' for the first requirement, 'Process mining' for the second, 'Task mining' for the third, and 'Task mining' for the fourth. All selected items in the 'Capability' column are also highlighted with dashed red borders. A Microsoft logo is visible at the bottom.

Explanation

Graphical user interface, application Description automatically generated

Answer Area



Requirement

- See the actual steps used to perform a process.
- Reduce process time by evaluating event data from a system of record.
- Understand what employees do while performing each task.
- Identify the most common actions based on user interactions.

Capability

- Process mining
- Process mining
- Task mining
- Task mining

NEW QUESTION: 18

You are preparing to create a cloud flow that queries data from a SharePoint list. You must use different SharePoint lists for the test and production environments. You need to configure the flow to select the correct SharePoint list for the environment where you deploy the flow. Which five actions should you perform in sequence? To answer, move the appropriate actions from the list of actions to the answer area and arrange them in the correct order.

Answer:

Answer Area

Create a new cloud flow in a solution and add a Get items action.

In the solution, create an environment variable where Data Type equals Data source and Parameter Type equals Site.

In the solution, create another environment variable where Data Type equals Data source and Parameter Type equals List. This will store the SharePoint list name as a variable.

- 1 - Create a new cloud flow in a solution and add a Get items action.
- 2 - In the solution, create an environment variable where Data Type equals Data source and Parameter Type equals Site.
- 3 - In the solution, create another environment variable where Data Type equals Data source and Parameter Type equals List. This will store the SharePoint list name as a variable.

NEW QUESTION: 19

You need to identify the cause for the SMSApp data entry issue. What is the root cause?

- A. The default policy group is set to Blocked.
- B. The scope of the DLP policy was changed to exclude the development environment
- C. The desktop flow was not shared with the finance clerk.
- D. The Power Automate Management connector is assigned to the Business category.
- E. The DLP policy that contains the desktop flow connector was deleted.

Answer: C (LEAVE A REPLY)

NEW QUESTION: 20

A developer creates a desktop flow.

You need to debug the flows.

Which debugging tools should you use? To answer, select the appropriate options in the answer area.

NOTE: Each correct selection is worth one point.

Scenario

Run each action and then pause the flow after the action completes. Open the variables pane to check a value before continuing the flow.

Automatically stop the flow at a specific action.

Define the time that the flow pauses after running each action.

Debugging tool

- Run delay
- Find in code
- Run from here
- Run next action
- Pause
- Run delay
- Stop flow
- Breakpoint

Answer:

Scenario

Run each action and then pause the flow after the action completes. Open the variables pane to check a value before continuing the flow.

Automatically stop the flow at a specific action.

Define the time that the flow pauses after running each action.

Debugging tool

- Run delay
- Find in code
- Run from here
- Run next action
- Pause
- Run delay
- Stop flow
- Breakpoint
- Run delay
- Run from here
- Run next action
- Wait for process

NEW QUESTION: 21

You manage automation solutions for a company.

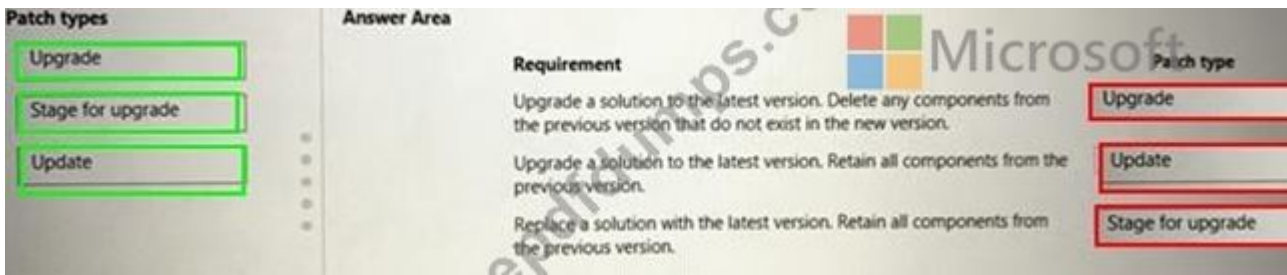
You need to select the appropriate patch type for each scenario.

Which patch types should you use? To answer, drag the appropriate patch types to the correct requirements. Each patch type may be used once, more than once, or not at all. You may need to drag the bar between panes or scroll to view content.

NOTE: Each correct selection is worth one point.

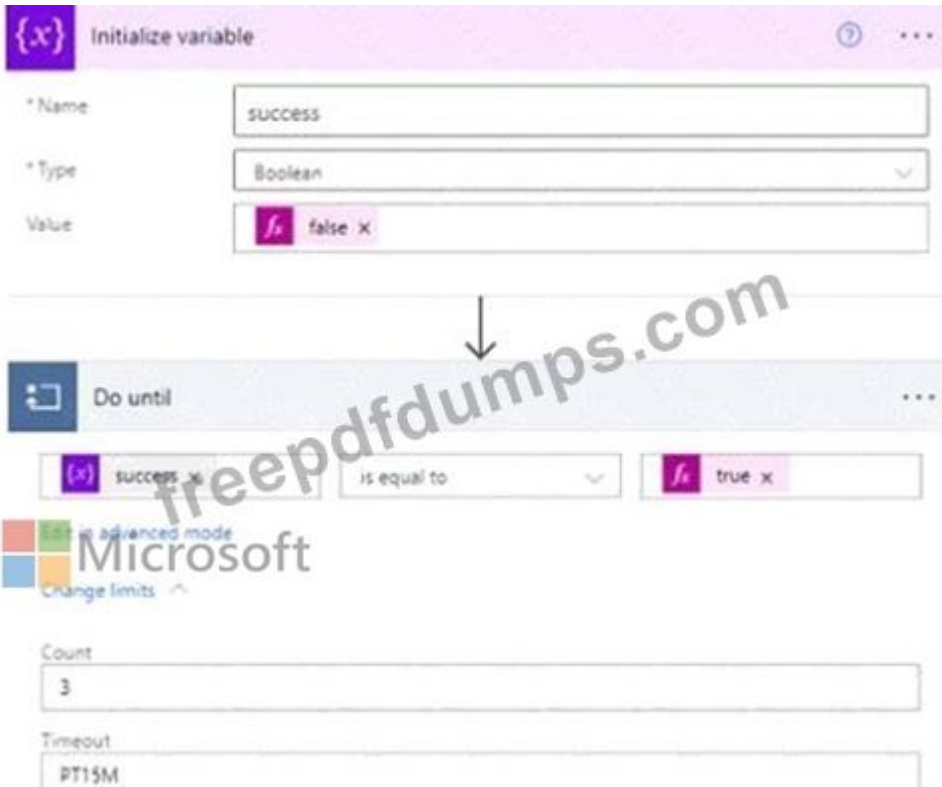
Patch types	Requirement	Patch type
Upgrade	Upgrade a solution to the latest version. Delete any components from the previous version that do not exist in the new version.	Patch type
Stage for upgrade	Upgrade a solution to the latest version. Retain all components from the previous version.	Patch type
Update	Replace a solution with the latest version. Retain all components from the previous version.	Patch type

Answer:



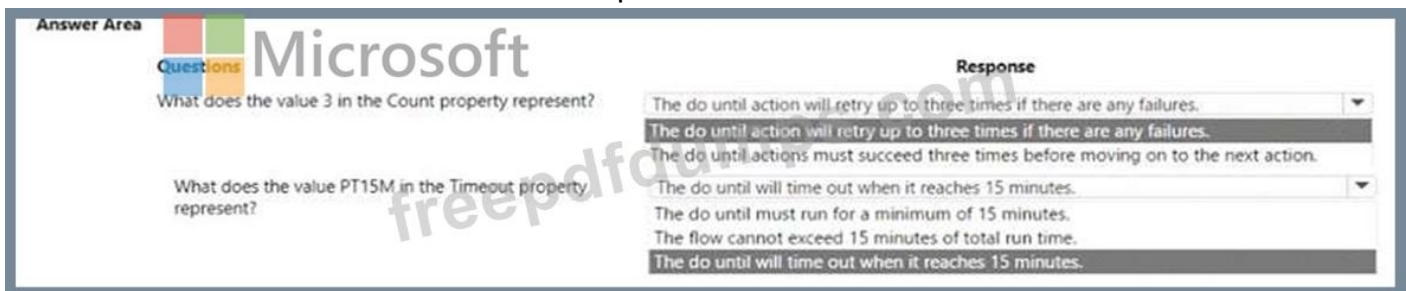
NEW QUESTION: 22

You create the following flow:

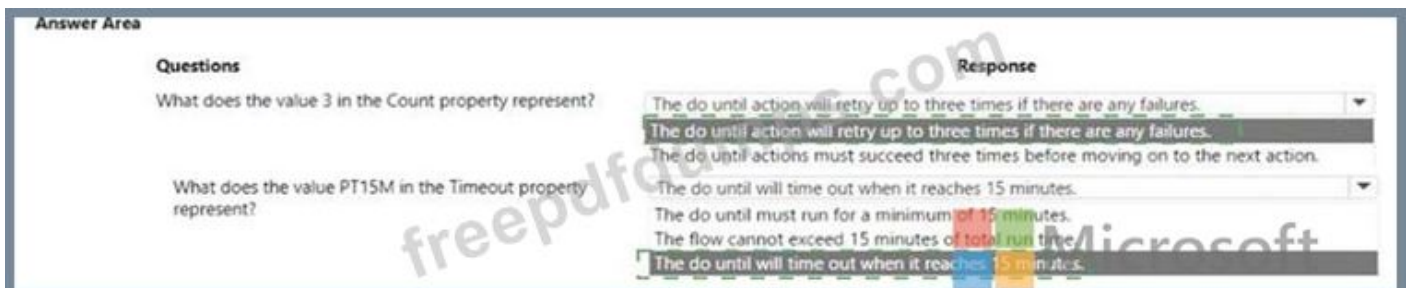


Use the drop-down menus to select the answer choice that completes each statement based on the information presented in the graphic.

NOTE: Each correct selection is worth one point.



Answer:



Explanation:

Answer Area

Questions	Response
What does the value 3 in the Count property represent?	The do until action will retry up to three times if there are any failures.
What does the value PT15M in the Timeout property represent?	The do until will time out when it reaches 15 minutes.

Microsoft

NEW QUESTION: 23

You need to resolve the issue with the IT support team.

Where should you direct them to resolve the problem? To answer, select the appropriate options in the answer area.

NOTE: Each correct selection is worth one point.

Where to direct the IT support team

Steps to follow
Place to navigate to

Feature

- Microsoft Power Automate maker portal
- Local machine
- Microsoft Power Apps maker portal
- Microsoft Power Platform admin center
- Microsoft Power Automate maker portal

Action

- Modify the flow in Microsoft Power Automate for desktop.
- Disable the flow.
- Place the machine in maintenance mode.
- Modify the flow in Microsoft Power Automate for desktop.
- Place the machine group in maintenance mode.

Answer:

Where to direct the IT support team

Steps to follow
Place to navigate to

Feature

- Microsoft Power Automate maker portal
- Local machine
- Microsoft Power Apps maker portal
- Microsoft Power Platform admin center
- Microsoft Power Automate maker portal

Action

- Modify the flow in Microsoft Power Automate for desktop.
- Disable the flow.
- Place the machine in maintenance mode.
- Modify the flow in Microsoft Power Automate for desktop.
- Place the machine group in maintenance mode.

Explanation:

Where to direct the IT support team

Steps to follow
Place to navigate to

Feature

- Microsoft Power Automate maker portal

Action

- Modify the flow in Microsoft Power Automate for desktop.

NEW QUESTION: 24

You need to configure the RailStatusUpdater cloud flow. What should you do?

- A. Create a JavaScript function to update the run mode values of each action within the desktop flow.
- B. Manually update each desktop flow action to change the run mode.

- C. Create a desktop flow to update the run mode values of each action within the cloud flow.
- D. Create an environment variable. Update each desktop flow action to read the variable.

Answer: ([SHOW ANSWER](#))

NEW QUESTION: 25

A company stores confidential documents in a SharePoint document library. A developer must create an automation solution in a default environment that processes documents from the SharePoint library and uploads approved documents to Azure File Storage for archiving purposes. The automation must meet the following requirements:

- * Prevent modification or deletion of approved documents from Azure File Storage.
- * Prevent sharing of documents from SharePoint or Azure File Storage.

You need to configure a data loss prevention (DLP) policy.

Which five actions should you perform in sequence? To answer, move the appropriate actions from the list of actions to the answer area and arrange them in the correct order.

Actions	Answer Area
Set the policy scope to Exclude certain environments and add the default environment.	
Add the SharePoint and Approvals connectors to the Business category. Add the Azure File Storage connector to the Blocked category.	
Configure Azure File Storage connector actions.	
Set the policy scope to Add multiple environments and add the default environment.	
Add the SharePoint, Azure File Storage, and Approvals connectors to the Business category.	
Add the SharePoint, Azure File Storage, and Approvals connectors to the Non-business category.	
Confirm and save the policy.	
Create a new data policy in the Microsoft Power Platform admin center.	

Answer:

Set the policy scope to Exclude certain environments and add the default environment.	Create a new data policy in the Microsoft Power Platform admin center.
Add the SharePoint and Approvals connectors to the Business category. Add the Azure File Storage connector to the Blocked category.	Set the policy scope to Exclude certain environments and add the default environment.
Configure Azure File Storage connector actions.	Add the SharePoint and Approvals connectors to the Business category. Add the Azure File Storage connector to the Blocked category.
Set the policy scope to Add multiple environments and add the default environment.	Configure Azure File Storage connector actions.
Add the SharePoint, Azure File Storage, and Approvals connectors to the Business category.	Confirm and save the policy.
Add the SharePoint, Azure File Storage, and Approvals connectors to the Non-business category.	
Confirm and save the policy.	
Create a new data policy in the Microsoft Power Platform admin center.	

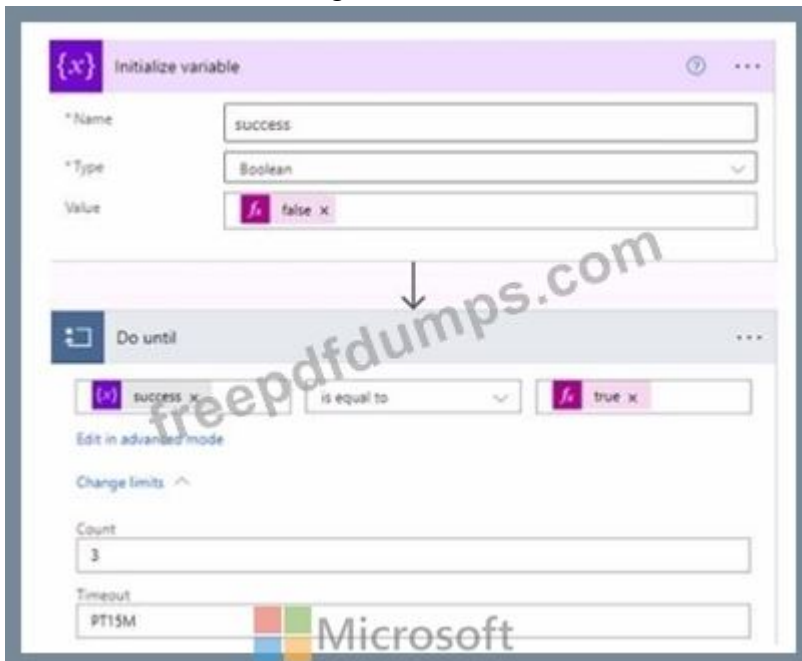
Explanation

Answer Area
Create a new data policy in the Microsoft Power Platform admin center.
Set the policy scope to Exclude certain environments and add the default environment.
Add the SharePoint and Approvals connectors to the Business category. Add the Azure File Storage connector to the Blocked category.
Configure Azure File Storage connector actions.
Confirm and save the policy.

Table Description automatically generated

NEW QUESTION: 26

You create the following flow:



Use the drop-down menus to select the answer choice that completes each statement based on the information presented in the graphic.

NOTE: Each correct selection is worth one point.

Questions	Response
What does the value 3 in the Count property represent?	<input type="checkbox"/> The do until action will retry up to three times if there are any failures. <input checked="" type="checkbox"/> The do until action will retry up to three times if there are any failures. <input type="checkbox"/> The do until actions must succeed three times before moving on to the next action.
What does the value PT15M in the Timeout property represent?	<input type="checkbox"/> The do until will time out when it reaches 15 minutes. <input type="checkbox"/> The do until must run for a minimum of 15 minutes. <input type="checkbox"/> The flow cannot exceed 15 minutes of total run time. <input checked="" type="checkbox"/> The do until will time out when it reaches 15 minutes.

Answer:

Answer Area

Questions

What does the value 3 in the Count property represent?

What does the value PT15M in the Timeout property represent?

Response

The do until action will retry up to three times if there are any failures.

The do until action will retry up to three times if there are any failures.

The do until actions must succeed three times before moving on to the next action.

The do until will time out when it reaches 15 minutes.

The do until must run for a minimum of 15 minutes.

The flow cannot exceed 15 minutes of total run time.

The do until will time out when it reaches 15 minutes.

Explanation

Answer Area

Questions

What does the value 3 in the Count property represent?

What does the value PT15M in the Timeout property represent?

Response

The do until action will retry up to three times if there are any failures.

The do until will time out when it reaches 15 minutes.

NEW QUESTION: 27

You are developing automation solutions for a company.

You need to select the components to use for each scenario. You must minimize development efforts. Which methods should you use? To answer, select the appropriate options in the answer area.

NOTE: Each correct selection is worth one point.

Answer Area

Scenario	Component
Query items from a SharePoint list.	<input type="checkbox"/> Built-in connector <input type="checkbox"/> Custom connector <input type="checkbox"/> HTTP connector <input type="checkbox"/> Azure API Management
Share methods from a third-party REST API with an organization.	<input type="checkbox"/> Built-in connector <input type="checkbox"/> Custom connector <input type="checkbox"/> HTTP connector <input type="checkbox"/> Browser automation
Call a Microsoft Graph API endpoint using application permissions.	<input type="checkbox"/> Built-in connector <input type="checkbox"/> Custom connector <input type="checkbox"/> HTTP connector <input type="checkbox"/> Azure API Management

Answer:

Scenario	Component
Query items from a SharePoint list.	<ul style="list-style-type: none"> Built-in connector Custom connector HTTP connector Azure API Management
Share methods from a third-party REST API with an organization.	<ul style="list-style-type: none"> Built-in connector Custom connector HTTP connector Browser automation
Call a Microsoft Graph API endpoint using application permissions.	<ul style="list-style-type: none"> Built-in connector Custom connector HTTP connector Azure API Management

Explanation

Graphical user interface, text, application, email Description automatically generated

Scenario	Component
Query items from a SharePoint list.	<ul style="list-style-type: none"> Built-in connector Custom connector HTTP connector Azure API Management
Share methods from a third-party REST API with an organization.	<ul style="list-style-type: none"> Built-in connector Custom connector HTTP connector Browser automation
Call a Microsoft Graph API endpoint using application permissions.	<ul style="list-style-type: none"> Built-in connector Custom connector HTTP connector Azure API Management

NEW QUESTION: 28

You are automating a form on a website. The website uses the following HTML markup to define each field on the form:

```

<div _ngcontent-c1="" class="col s6 m6 l6">
  <div class="ng-invalid ng-dirty ng-touched">
    <label>Field1</label><input ng-reflect-name="labelField1" class="ng-pristine ng-invalid ng-touched">
  </div>
</div>

```

The label for each field is unique in the form.

You need to write data to the form.

For each of the following statements, select Yes if the statement is true. Otherwise, select No.

NOTE: Each correct selection is worth one point.

Answer Area

Statement	Yes	No
You configure the following selector: <code>input[ng-reflect-name="labelField1"]</code> The automation will add data to the form.	<input type="radio"/>	<input type="radio"/>
You configure the following selector: <code>div:has(label:contains("Field1")) > input</code> The automation will add data to the form.	<input type="radio"/>	<input type="radio"/>
You add the Run JavaScript function on web page action to the flow: <pre>function ExecuteScript() { \$("div:contains('Field1') > input") .val("Field's 1 value") }</pre>	<input type="radio"/>	<input type="radio"/>
The action adds data to the form.		

Answer:

Answer Area

Statement	Yes	No
You configure the following selector: <code>input[ng-reflect-name="labelField1"]</code> The automation will add data to the form.	<input type="radio"/>	<input checked="" type="radio"/>
You configure the following selector: <code>div:has(label:contains("Field1")) > input</code> The automation will add data to the form.	<input checked="" type="radio"/>	<input type="radio"/>
You add the Run JavaScript function on web page action to the flow: <pre>function ExecuteScript() { \$("div:contains('Field1') > input") .val("Field's 1 value") }</pre>	<input checked="" type="radio"/>	<input type="radio"/>
The action adds data to the form.		

Explanation

Graphical user interface, text, application, email Description automatically generated

Statements	Yes	No
configure the following selector: <code>input[ng-reflect-name="labelField1"]</code> he automation will add data to the form.	<input type="radio"/>	<input checked="" type="radio"/>
ou configure the following selector: <code>div:has(label:contains("Field1")) > input</code> he automation will add data to the form.	<input checked="" type="radio"/>	<input type="radio"/>
ou add the Run JavaScript function on web page action to the flow: <pre>unction ExecuteScript() { \$("div:contains('Field1') > input") .val("Field's I value") }</pre>	<input checked="" type="radio"/>	<input type="radio"/>
he action adds data to the form.		

NEW QUESTION: 29

A company plans to use Microsoft Power Platform

The company requires multiple test environments for users. The company wants to ensure that the Microsoft Power Platform environments are appropriate for the following cases:

- * UserA wants to test Microsoft Power Platform features for a limited time.
- * UserB wants to test solutions.

You need to select the environment type for each use case.

Which environment types should you select? To answer, drag the appropriate environment type to the correct scenarios. Each environment type may be used once, more than once, or not at all. You may need to drag the split bar between panes or scroll to view content.

NOTE: Each correct selection is worth one point.

Answer:

Explanation:

NEW QUESTION: 30

You are designing automation processes.

You need to configure the run mode for each automation scenario.

Which run modes should you use? To answer, drag the appropriate run modes to the correct scenarios. Each run mode may be used once, more than once, or not at all. You may need to drag the split bar between panes or scroll to view content.

NOTE: Each correct selection is worth one point.

Answer:

Run modes

Attended

Unattended

Answer Area

Scenario

Automate the transfer of data from a file you save locally in an active user session to an application installed on your machine.

Run 10 credit card checks in parallel in a system without API.

Trigger an automation to update data in a customer relationship management app after an approval process completes.

Run mode

Attended in mode

Unattended mode

Unattended mode

NEW QUESTION: 31

You are developing desktop flows for a company.

You need to use Recorder to record steps that you are performing in target applications.

Which recording modes will Recorder use? To answer, drag the appropriate recording modes to the correct target applications. Each recording mode may be used once, more than once, or not at all. You may need to drag the split bar between panes or scroll to view content.

NOTE: Each correct selection is worth one point.

Recording modes

Standard

Image based

Web

Answer Area

Target application

Web browser

iFrame within a web browser

Java applet

Windows application

Recording mode

Answer:

Recording modes

Standard

Image based

Web

Answer Area

Target application

Web browser

iFrame within a web browser

Java applet

Windows application

Recording mode

Standard

Web

Image based

Standard

Explanation:

Graphical user interface, application Description automatically generated

Answer Area



Target application	Recording mode
Web browser	Standard
iFrame within a web browser	Web
Java applet	Image based
Windows application	Standard

Valid PL-500 Dumps shared by Actual4test.com for Helping Passing PL-500 Exam! Actual4test.com now offer the **newest PL-500 exam dumps**, the Actual4test.com PL-500 exam **questions have been updated** and **answers have been corrected** get the **newest** Actual4test.com PL-500 dumps with Test Engine here:

https://www.actual4test.com/PL-500_examcollection.html (172 Q&As Dumps, **30%OFF**

Special Discount: Freepdfdumps)

NEW QUESTION: 32

You develop automation solutions for a company.

You need to share the solutions with other users.

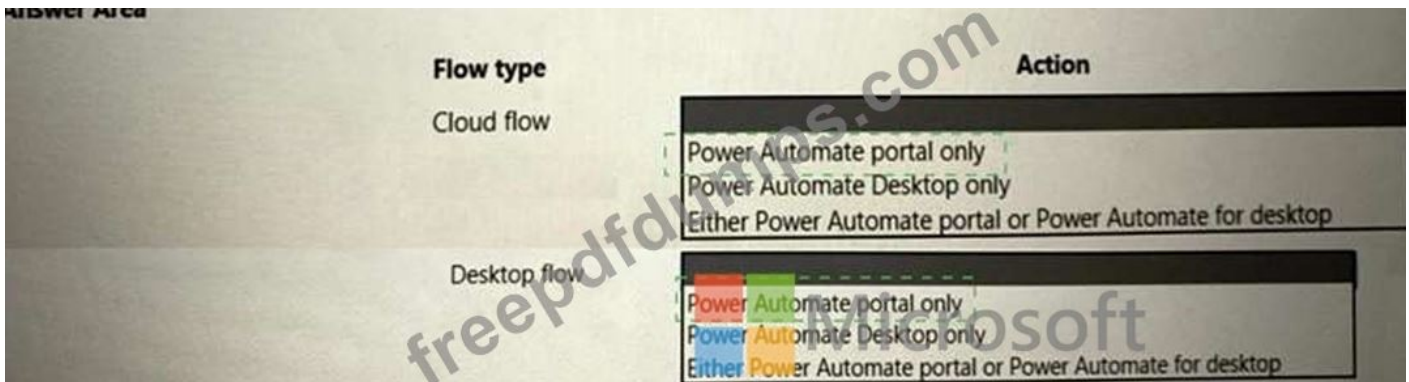
Which actions should you use? To answer, select the appropriate options in the answer area.

NOTE: Each correct selection is worth one point.

Answer Area

Flow type	Action
Cloud flow	<input type="checkbox"/> Power Automate portal only <input type="checkbox"/> Power Automate Desktop only <input type="checkbox"/> Either Power Automate portal or Power Automate for desktop
Desktop flow	<input type="checkbox"/> Power Automate portal only <input type="checkbox"/> Power Automate Desktop only <input type="checkbox"/> Either Power Automate portal or Power Automate for desktop

Answer:



Explanation:

Graphical user interface, text, application, email Description automatically generated

Answer Area



NEW QUESTION: 33

You are setting up a data loss prevention (DLP) policy for an environment. The default policy group is set to Non-business.

You must configure the following apps in the policy:

- * AppA will be used for tracking business-sensitive data.
- * AppB will be deployed in six months and must be automatically added to the published policy.
- * AppC uses a custom connector. The connector uses personal data for testing. When testing is complete, the connector will connect to business-sensitive data.

You need to select the appropriate policy for each app.

Which policy should you use for each app? To answer, drag the appropriate policies to the correct apps. Each app may be used once, more than once, or not at all. You may need to drag the split bar between panes or scroll to view content.

NOTE: Each correct selection is worth one point.



Answer:



Explanation



NEW QUESTION: 34

You need to configure the desktop action for the MaintenanceScheduler cloud flow. Which two actions should you perform? Each correct answer presents part of the solution. NOTE: Each correct selection is worth one point.

- A. Select machine settings in Power Automate for desktop.
- B. Select the Timeout property and update the duration to PT20M.
- C. Select the Timeout property and update the duration to P20M.
- D. Launch Power Automate for desktop.
- E. Navigate to Desktop flow action settings in the cloud flow.

Answer: (SHOW ANSWER)

According to the scenario, you want to configure the desktop action to run on any available machine in a machine group and to time out after 20 minutes if no machine is available. To do this, you need to select machine settings in Power Automate for desktop and choose a machine group as the target device for your desktop action. Then, you need to select the Timeout property and update the duration to PT20M, which stands for 20 minutes in ISO 8601 format. You do not need to launch Power Automate for desktop or navigate to Desktop flow action settings in the cloud flow, as these steps are not relevant for configuring the desktop action. You also do not need to select C as an answer, as P20M is not a valid ISO 8601 duration format.

Topic 1, City Power and Light

Background

City Power and Light is one of the biggest energy companies in North America. They extract, produce and transport oil. The company has more than 50 offices and 100 oil extraction facilities throughout the United States, Canada, and Mexico. They use railways, trucks, and pipelines to move oil and gas from their facilities.

The company provides the following services:

- * Produce oil from oil sands safely, responsibly, and reliably
- * Refine crude oil into high-quality products
- * Develop and manage wind power facilities.
- * Transport oil to different countries/regions.

City Power and Light uses various Microsoft software products to manage its daily activities and run its machine-critical applications.

Requirements

ManagePipelineMaintenanceTasks

A user named Admin1 creates a cloud flow named ManagePipelineMaintenanceTasks. Admin1 applies a data loss prevention (DLP) policy to the flow. Admin1 shares the flow with a user named PipelineManager1 as co-owner. You must determine the actions that PipelineManager can perform.

MaintenanceScheduler

You create a cloud flow that uses a desktop flow. The desktop flow connects to third-party services to fetch information. You must not permit the desktop flow to run for more than 20 minutes.

You must configure sharing for MaintenanceScheduler to meet the following requirements:

- * User1 must be able to work with you to modify the desktop flow.
- * User2 must be able to access and review the run history for the flow.
- * You must grant User3 permissions to run but not modify the desktop flow.

ERPDataOperations flow

City Power and light uses an enterprise resource planning (ERP) system. The ERP system does not have an API.

Each day the company receives an email that contains an attachment. The attachment lists orders from the company's rail transportation partners. You must create an automation solution that reads the contents of the email and writes records to the ERP system. The solution must pass credentials from a cloud flow to a desktop flow.

RailStatusUpdater

City Power and Light actively monitors all products in transit. You must create a flow named RailStatusUpdater that manages communications with railways that transport the company's products.

RailStatusUpdater includes five desktop flow actions.

You must run the desktop flows in attended mode during testing. You must run the desktop flows in unattended mode after you deploy the solution. You must minimize administrative efforts.

Packaging

You must package the automations in a solution. All required components must be included in the solution.

Issues

ProductionMonitor flow

You create a cloud flow named ProductionMonitor which uses the Manually trigger a flow trigger. You plan to trigger ProductionMonitor from a cloud flow named ProdManager.

You add a Run a Child flow action in ProdManager to trigger ProductionMonitor. When you attempt to save ProdManager the following error message displays:

```
Request to XRM API failed with error: 'Message:Flow client error returned with status code "Bad request" and details "{ "error": {"code": "ChildFlowUnsupportedForInvokerConnections", "message": "The workflow with id 8d3bcde7-7e98-eb11-b1ac-000d3a32d53f", named FlowA cannot be used as a child workflow because child workflows only support embedded connections. } }"Code" 0x80060467 InnerError.'
```

CapacityPlanning flow

Developers within the company use cloud flows to access data from an on-premises capacity planning system.

You observe significant increases to the volume of traffic that the on-premises data gateway processes each day. You must minimize gateway failures.

DataCollector flow

You have a desktop flow that interacts with a web form. The flow must write data to several fields on the form.

You are testing the flow. The flow fails when attempting to write data to any field on the web form.

RailStatusUpdater flow

The RailStatusUpdater flow occasionally fails due to machine connection errors. You can usually get the desktop flow to complete by resubmitting the cloud flow run. You must automate the retry process to ensure that you do not need to manually resubmit the cloud flow when machine connection errors occur.

NEW QUESTION: 35

You are developing automation solutions for a company.

You plan to use Process advisor to gain a better understanding of business processes.

You need to select the process types to use to meet the company's requirements.

Which process types should you use? To answer, drag the appropriate process types to the correct requirements. Each process type may be used once, more than once, or not at all. You may need to drag the split bar between panes or scroll to view content.

NOTE: Each correct selection is worth one point.

The screenshot shows the Microsoft Process Advisor interface. On the left, under 'Process types', there are two buttons: 'Process mining' and 'Task mining'. In the center, under 'Requirement', there are three text boxes: 'Identify and eliminate unnecessary process tasks.', 'Reduce total process time.', and 'Automate tasks that will accelerate processes and reduce human error.'. On the right, under 'Process type', there are three empty buttons labeled 'Process type'. A watermark 'Microsoft' is visible in the background.

Answer:

The screenshot shows the Microsoft Process Advisor interface with the correct answer. On the left, under 'Process types', there are two buttons: 'Process mining' and 'Task mining'. In the center, under 'Requirement', there are three text boxes: 'Identify and eliminate unnecessary process tasks.', 'Reduce total process time.', and 'Automate tasks that will accelerate processes and reduce human error.'. On the right, under 'Process type', there are three buttons: 'Task mining', 'Process mining', and 'Task mining'. A watermark 'Microsoft' is visible in the background.

Explanation

Graphical user interface, text, application Description automatically generated

Answer Area



Requirement

Identify and eliminate unnecessary process tasks.

Process type

Task mining

Reduce total process time.

Process mining

Automate tasks that will accelerate processes and reduce human error.

Task mining

<https://learn.microsoft.com/en-us/power-automate/process-advisor-overview>

NEW QUESTION: 36

A company hires you to develop a solution that helps the company manage new hires. Users will enter information about the new employee into an app and the app will save the information to a database.

The app must be simple to use and must rely on a data model. You must implement a workflow that automatically notifies the IT department when new employee records are created in the database.

You need to create the solution.

Which three actions should you perform in sequence? To answer, move the appropriate actions from the list of actions to the answer area and arrange them in the correct order.

Actions

- Create a cloud flow that is triggered when you create a new record in the Microsoft Dataverse table.
- Create a worksheet in Microsoft Excel to store employee data.
- Create a desktop flow that is triggered when you create a new record in the Microsoft Dataverse table.
- Create a model-driven app.
- Create a cloud flow that is triggered when a record is selected in the app.
- Create a custom Microsoft Dataverse table to store employee data.

Answer:

Answer Area

Create a cloud flow that is triggered when you create a new record in the Microsoft Dataverse table.

Create a desktop flow that is triggered when you create a new record in the Microsoft Dataverse table.

Create a cloud flow that is triggered when a record is selected in the app.

1 - Create a cloud flow that is triggered when you create a new record in the Microsoft Dataverse table.

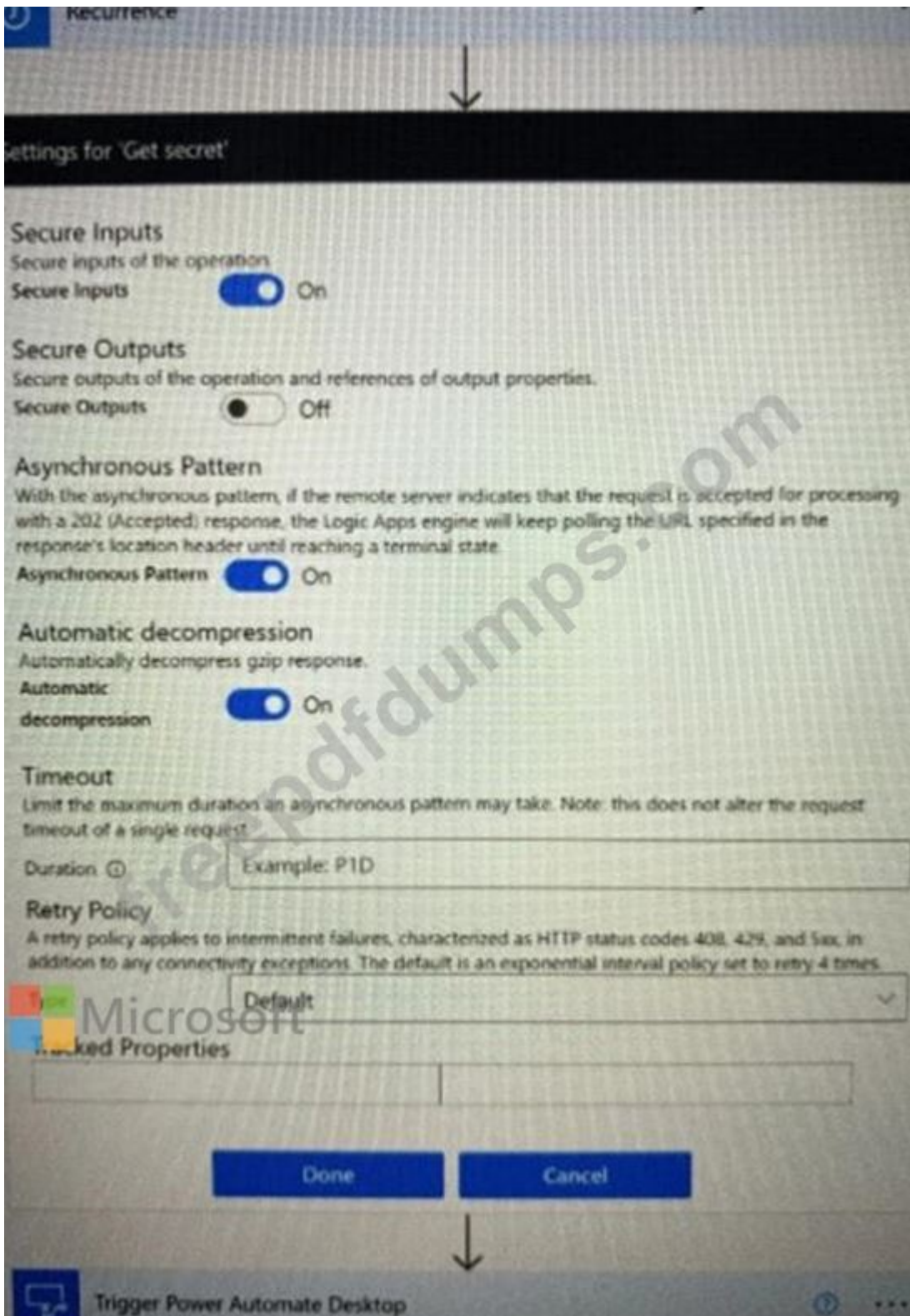
2 - Create a desktop flow that is triggered when you create a new record in the Microsoft Dataverse table.

3 - Create a cloud flow that is triggered when a record is selected in the app.

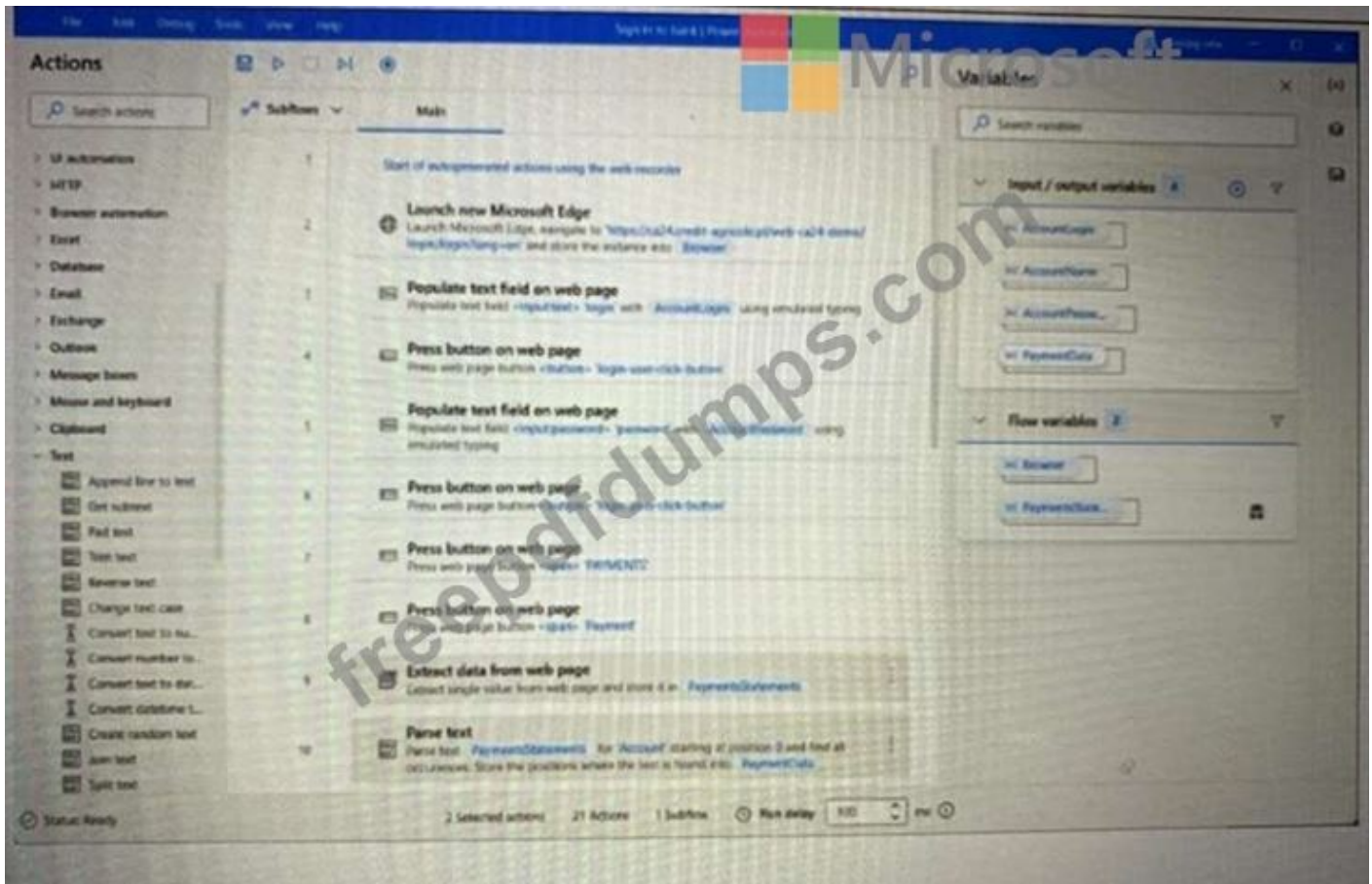
NEW QUESTION: 37

You are developing an automation solution for a bank. The solution will use a cloud flow and a desktop flow. The cloud flow retrieves sensitive information from Azure Key Vault and must pass the information to the desktop flow.

You configure a Get secret action as shown in the Get secret exhibit. (Click the Get Secret tab.)



You configure the desktop flow as shown in the Desktop flow exhibit. (Click the Desktop flow tab.)



You need to ensure that no one can preview sensitive information by viewing the cloud flow or desktop flow run details.

For each of the following statements, select Yes if the statement is true. Otherwise, select No.
NOTE: Each correct selection is worth one point.

Answer Area

Statement	Yes	No
The Get Secret action is configured to protect sensitive data in the cloud flow.	<input type="radio"/>	<input type="radio"/>
The desktop flow is configured to protect account login and password data.	<input type="radio"/>	<input type="radio"/>
Data extracted by the desktop flow is visible to users.	<input type="radio"/>	<input type="radio"/>

Answer:

Answer Area

Statement	Yes	No
The Get Secret action is configured to protect sensitive data in the cloud flow.	<input checked="" type="radio"/>	<input type="radio"/>
The desktop flow is configured to protect account login and password data.	<input type="radio"/>	<input checked="" type="radio"/>
Data extracted by the desktop flow is visible to users.	<input type="radio"/>	<input checked="" type="radio"/>

NEW QUESTION: 38

You need to identify the cause for the SMSApp data entry issue. What is the root cause?

- A. The DLP policy that contains the desktop flow connector was deleted.
- B. The default policy group is set to Blocked.
- C. The desktop flow was not shared with the finance clerk.
- D. The Power Automate Management connector is assigned to the Business category.

Answer: ([SHOW ANSWER](#))

According to the scenario, the SMSApp data entry issue occurred after a DLP policy change that excluded the development environment from its scope. This means that any desktop flow that uses connectors in the development environment will be blocked by the DLP policy¹. Therefore, the root cause of the issue is option D.

NEW QUESTION: 39

You need to troubleshoot the issue saving ProdManager.

For each of the following statements, select Yes if the statement is true. Otherwise, select No.

NOTE: Each correct selection is worth one point.

Answer Area		Yes	No
Statement			
You can resolve the issue by adding the current user as a co-owner of ProductionMonitor.	<input type="radio"/>	<input type="radio"/>	
You can resolve the error by using the Connection References page to add missing embedded connection references to ProductionMonitor.	<input type="radio"/>	<input type="radio"/>	
You can resolve the issue by changing the value of the Run only users setting for ProductionMonitor from Connections used to Provided by run-only user .	<input type="radio"/>	<input type="radio"/>	

Answer:

Answer Area		Yes	No
Statement			
You can resolve the issue by adding the current user as a co-owner of ProductionMonitor.	<input type="radio"/>	<input checked="" type="radio"/>	
You can resolve the error by using the Connection References page to add missing embedded connection references to ProductionMonitor.	<input checked="" type="radio"/>	<input type="radio"/>	
You can resolve the issue by changing the value of the Run only users setting for ProductionMonitor from Connections used to Provided by run-only user .	<input type="radio"/>	<input checked="" type="radio"/>	

NEW QUESTION: 40

You plan to use a cloud flow.

The flow must be contained within a solution.

You need to add the cloud flow to a solution.

Solution; Create a scheduled cloud flow outside of a solution. Add the cloud flow into a managed solution.

Does the solution meet the goal?

A. Yes

B. No

Answer: ([SHOW ANSWER](#))

NEW QUESTION: 41

You are developing a new release for an automation solution.

You need to use the right feature.

Which feature should you use? To answer, select the appropriate options in the answer area.

NOTE: Each correct selection is worth one point.

Scenario	Action
Upgrade a single cloud flow from a solution.	Clone a patch. Clone a solution. Export as managed solution. Export as unmanaged solution.
Release a new major version of a solution.	Clone a patch. Clone a solution. Export as managed solution. Export as unmanaged solution.
Synchronize solution components between development and production environments.	Update. Upgrade. Import as managed solution. Import as unmanaged solution.
Overwrite a solution in a production environment.	Update. Upgrade. Import as managed solution. Import as unmanaged solution.

Answer:

Scenario	Action
Upgrade a single cloud flow from a solution.	<ul style="list-style-type: none"> Clone a patch. Clone a solution. Export as managed solution. Export as unmanaged solution.
Release a new major version of a solution.	<ul style="list-style-type: none"> Clone a patch. Clone a solution. Export as managed solution. Export as unmanaged solution.
Synchronize solution components between development and production environments.	<ul style="list-style-type: none"> Update. Upgrade. Import as managed solution. Import as unmanaged solution.
Overwrite a solution in a production environment.	<ul style="list-style-type: none"> Update. Upgrade. Import as managed solution. Import as unmanaged solution.

Explanation

Graphical user interface, text, application, email Description automatically generated

Scenario	Action
Upgrade a single cloud flow from a solution.	<ul style="list-style-type: none"> Clone a patch. Clone a solution. Export as managed solution. Export as unmanaged solution.
Release a new major version of a solution.	<ul style="list-style-type: none"> Clone a patch. Clone a solution. Export as managed solution. Export as unmanaged solution.
Synchronize solution components between development and production environments.	<ul style="list-style-type: none"> Update. Upgrade. Import as managed solution. Import as unmanaged solution.
Overwrite a solution in a production environment.	<ul style="list-style-type: none"> Update. Upgrade. Import as managed solution. Import as unmanaged solution.

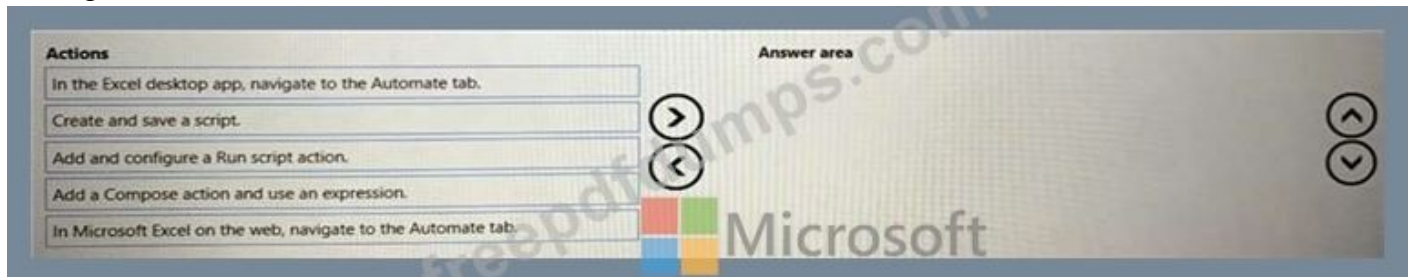
NEW QUESTION: 42

You are developing automation solutions for a company.

You need to use Microsoft Office scripts in a cloud flow to calculate the number of business days between two dates.

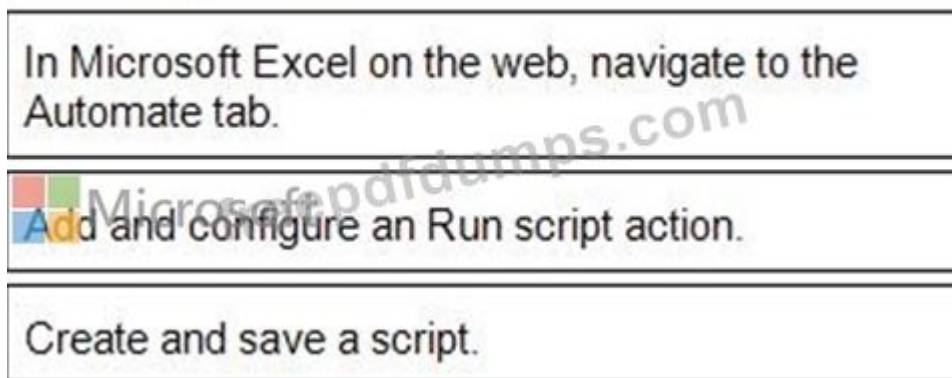
Which three actions should you perform in sequence?

To order, answer, move the appropriate actions from the list of actions to the answer area and arrange them in the correct order.



Answer:

Answer Area



- 1 - In Microsoft Excel on the web, navigate to the Automate tab.
- 2 - Add and configure an Run script action.
- 3 - Create and save a script.

NEW QUESTION: 43

You need to choose the two optical character recognition (OCR) engines that are able to extract text from the members' secondary identification.

Which two OCR technologies achieve this goal? Each correct answer presents a complete solution.

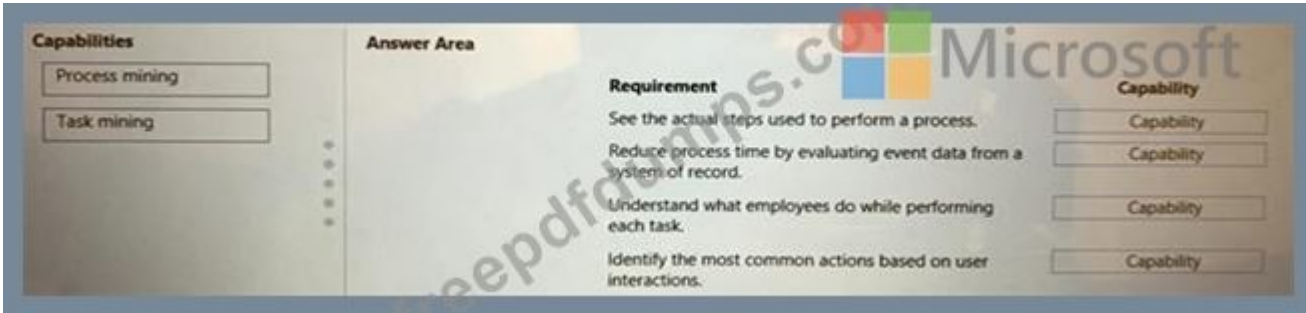
NOTE: Each correct selection is worth one point.

- A. Azure Cognitive Services
- B. Google Tesseract engine
- C. IBM Cognitive Services
- D. Windows engine

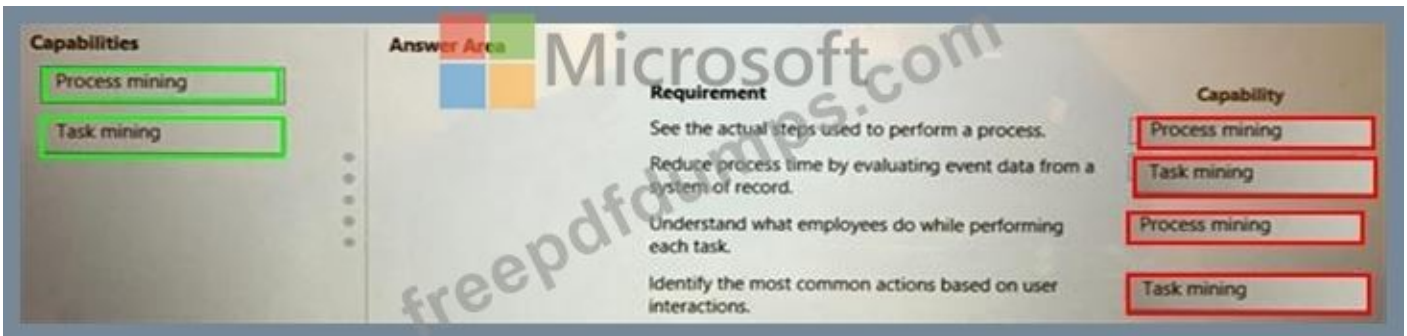
Answer: A,B (LEAVE A REPLY)

NEW QUESTION: 44

A user is evaluating the capabilities of both process mining and task mining. You need to determine when you should use process mining or task mining. Which Process advisor capability should you use? To answer, drag the appropriate capabilities to the correct requirements. Each capability may be used once, more than once, or not at all. You may need to drag the split bar between panes or scroll to view content. NOTE: Each correct selection is worth one point.

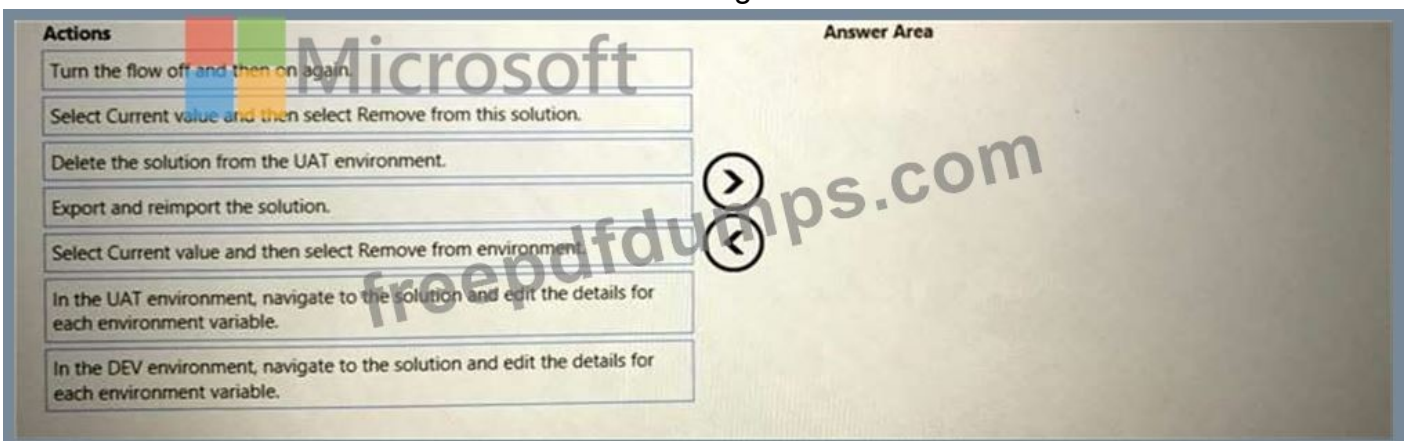


Answer:



NEW QUESTION: 45

You create a Microsoft Power Platform solution. You create variables to define input values for the flow. You export the solution as managed and import the solution into a user acceptance testing (UAT) environment. The flow in the UAT environment is still using the values from the development (DEV) environment. You need to resolve the issue. Which four actions should you perform in sequence? To answer, move the appropriate actions from the list of actions to the answer area and arrange them in the correct order.



Answer:

The screenshot shows a Microsoft exam interface. On the left, under the heading "Actions", there is a list of seven tasks: "Turn the flow off and then on again.", "Select Current value and then select Remove from this solution.", "Delete the solution from the UAT environment.", "Export and reimport the solution.", "Select Current value and then select Remove from environment.", "In the UAT environment, navigate to the solution and edit the details for each environment variable.", and "In the DEV environment, navigate to the solution and edit the details for each environment variable.". On the right, under the heading "Answer Area", there are four dashed boxes containing the following text: "Delete the solution from the UAT environment.", "In the DEV environment, navigate to the solution and edit the details for each environment variable.", "Select Current value and then select Remove from this solution.", and "Export and reimport the solution.". Two red circles with arrows point to the second and third boxes in the answer area.

Explanation

Graphical user interface, text, application, email Description automatically generated

This screenshot shows a portion of the answer area from the exam interface. It contains four text boxes with the following content: "Delete the solution from the UAT environment.", "In the DEV environment navigate to the solution and edit the details for each environment variable.", "Select Current value and then select Remove from environment.", and "Export and reimport the solution.". The Microsoft logo is visible in the bottom right corner of the screenshot.

NEW QUESTION: 46

You develop automation solutions for a company. The company does not permit changes to a deployed solution in user acceptance testing (UAT) a environments.

You need to package the solutions.

Which type of solutions should you create? To answer, drag the appropriate solution types to the correct requirements. Each solution type may be used once, more the once, or not at all. You may need to drag the split bar between panes or scroll to view content.

NOTE: Each correct selection is worth one point.

The screenshot shows a Microsoft exam interface for a matching question. On the left, under the heading "Solution types", there are two buttons: "Unmanaged" and "Managed". On the right, under the heading "Requirement", there are four text boxes: "Deploy a solution to a source control system.", "Deploy a solution to a user acceptance testing (UAT) environment.", "Deploy a solution to a production environment.", and "Deploy a solution to another development environment.". On the far right, under the heading "Solution type", there are four empty boxes, each labeled "Solution type".

Answer:



Valid PL-500 Dumps shared by Actual4test.com for Helping Passing PL-500 Exam! Actual4test.com now offer the **newest PL-500 exam dumps**, the Actual4test.com PL-500 exam **questions have been updated** and **answers have been corrected** get the **newest** Actual4test.com PL-500 dumps with Test Engine here:

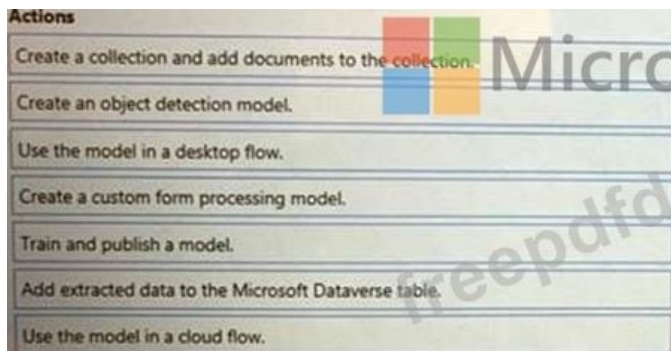
https://www.actual4test.com/PL-500_examcollection.html (172 Q&As Dumps, **30%OFF**

Special Discount: Freepdfdumps)

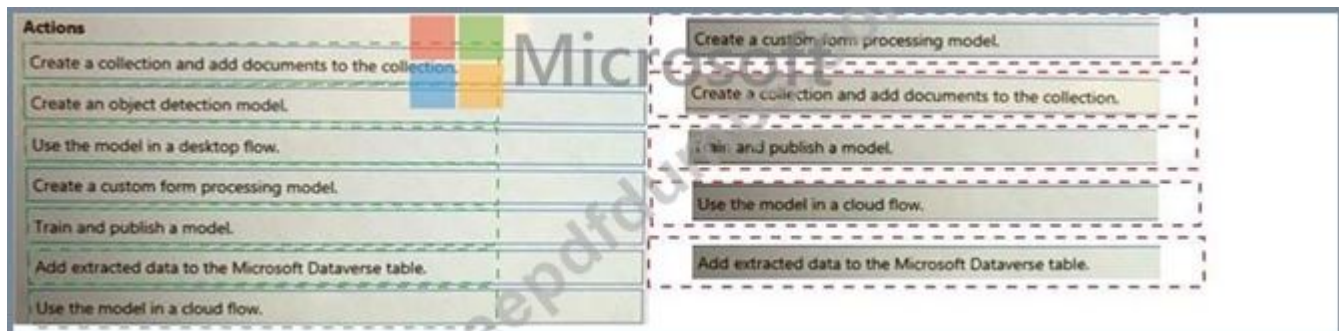
NEW QUESTION: 47

You are designing an automation that processes information from documents attached to emails. You need to extract data from the attachments and insert the data into a custom Microsoft Dataverse table.

Which five actions should you perform in sequence? To answer, move the appropriate actions from the list of actions to the answer

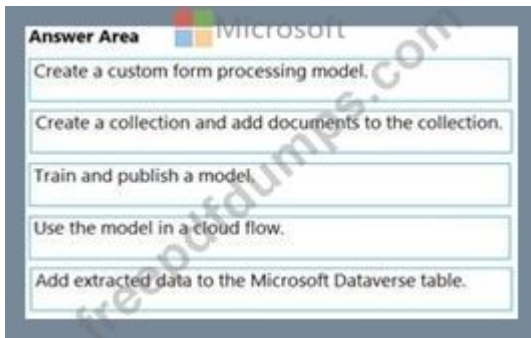


Answer:



Explanation

Graphical user interface, text, application Description automatically generated



NEW QUESTION: 48

You are developing automation solutions for a company.

You need to select the applicable flow type to automate the following tools and technologies:

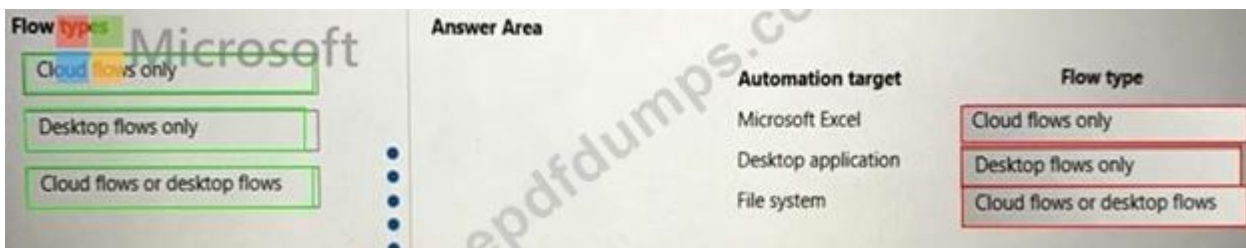
- * Microsoft Excel
- * Desktop application
- * File system

Which flow types should you use? To answer, drag the appropriate flow types to the correct automation targets. Each flow type may be used once, more than once, or not at all. You may need to drag the split bar between panes or scroll to view content.

NOTE: Each correct selection is worth one point.



Answer:



NEW QUESTION: 49

You are developing a custom connector.

You need to create the definition for the connector.

Which features should you use? To answer, select the appropriate options in the answer area.

NOTE: Each correct selection is worth one point.

Answer Area

Scenario

Define operations that users can perform.

Feature

▼

Code
Action
Policy
Trigger

Define actions that will be invoked by events.



Microsoft

▼

Code
Action
Policy
Trigger

Change the host URL for specific actions.

▼

Code
Action
Policy
Trigger

Extract data from responses by using regex expressions.

▼

Code
Action
Policy
Trigger

Answer:

Answer Area



Define operations that users can perform.

- Feature**
- Code
 - Action
 - Policy
 - Trigger

Define actions that will be invoked by events.

- Code
- Action
- Policy
- Trigger

Change the host URL for specific actions.

- Code
- Action
- Policy
- Trigger

Extract data from responses by using regex expressions.

- Code
- Action
- Policy
- Trigger

NEW QUESTION: 50

You are developing a desktop flow.

You need to include an IF statement that contains AND logic within the flow.

Which expression should you use for the IF statement?

A.

```
IF IsEmpty(IsEmpty(Variable1) AND IsEmpty(Variable2))
```

B.

```
IF (IsEmpty(Variable1) AND IsEmpty(Variable2)) = $''True''
```

C.

```
IF IsEmpty(Variable1 AND Variable2)
```

D.

```
IF (IsEmpty(Variable1) OR IsEmpty(Variable2)) = $''True''
```

E.

```
IF $''%IsEmpty(Variable1)% AND %IsEmpty(Variable2)%'' = $''True''
```

Answer: C ([LEAVE A REPLY](#))

NEW QUESTION: 51

You develop Power Automate flows for a company. You need to help users locate and run the flows. Where should you direct users to find the flows? To answer NOTE: Each correct selection is worth one point.

Answer Area

Requirement  Microsoft

You select the **Send a copy** button from the flow portal to send the flow to a business user group.

Value

- the Solutions page
- the Shared with me tab of the My flows page
- the Shared with me tab of the Templates page

You select the **Share** button from the portal to share the flow with business users.

Value

- the Solutions page
- the Shared with me tab of the My flows page
- the Shared with me tab of the Templates page

Answer:

Answer Area

Requirement  Microsoft

You select the **Send a copy** button from the flow portal to send the flow to a business user group.

Value

- the Solutions page
- the Shared with me tab of the My flows page
- the Shared with me tab of the Templates page

You select the **Share** button from the portal to share the flow with business users.

Value

- the Solutions page
- the Shared with me tab of the My flows page
- the Shared with me tab of the Templates page

Explanation

Graphical user interface, text, application, email Description automatically generated

Answer Area

Requirement

You select the **Send a copy** button from the flow portal to send the flow to a business user group.

Value

- the Solutions page
- the Shared with me tab of the My flows page
- the Shared with me tab of the Templates page


You select the **Share** button from the portal to share the flow with business users.

Value

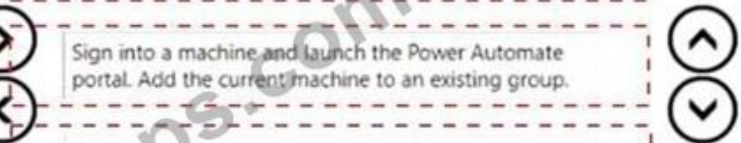
- the Solutions page
- the Shared with me tab of the My flows page
- the Shared with me tab of the Templates page

NEW QUESTION: 52

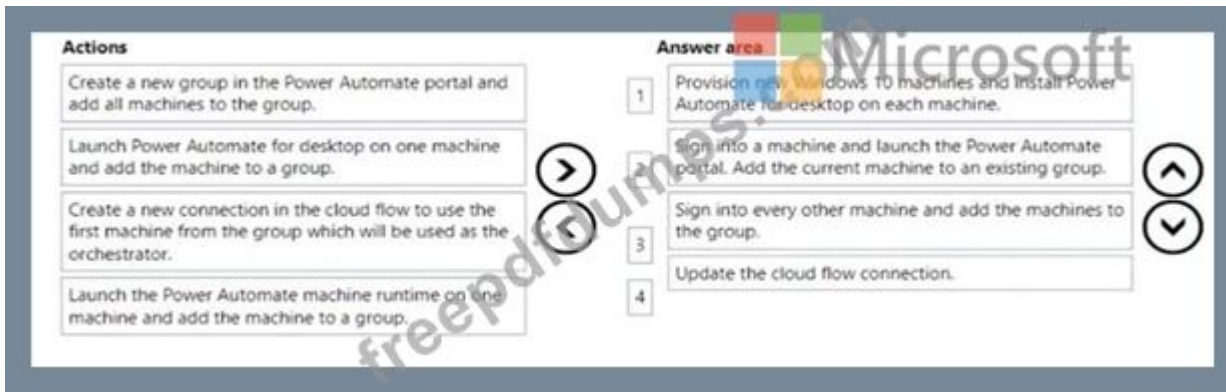
A company has a business-critical desktop flow that runs on a single Windows 10 machine. The number of daily runs for the flow has significantly increased recently. Users report that The time required for the flow to complete is no longer acceptable. You need to scale the solution. Which four actions should you perform in sequence? To answer, move the appropriate actions from the list of actions to the answer area and arrange them in the correct order.

Actions	Answer area
Create a new group in the Power Automate portal and add all machines to the group.	
Launch Power Automate for desktop on one machine and add the machine to a group.	
Create a new connection in the cloud flow to use the first machine from the group which will be used as the orchestrator.	
Launch the Power Automate machine runtime on one machine and add the machine to a group.	
Provision new Windows 10 machines and install Power Automate for desktop on each machine.	
Sign into a machine and launch the Power Automate portal. Add the current machine to an existing group.	
Sign into every other machine and add the machines to the group.	
Update the cloud flow connection.	

Answer:

Actions	Answer area
Create a new group in the Power Automate portal and add all machines to the group.	
Launch Power Automate for desktop on one machine and add the machine to a group.	
Create a new connection in the cloud flow to use the first machine from the group which will be used as the orchestrator.	
Launch the Power Automate machine runtime on one machine and add the machine to a group.	
Provision new Windows 10 machines and install Power Automate for desktop on each machine.	<div data-bbox="848 1234 1369 1301">Provision new Windows 10 machines and install Power Automate for desktop on each machine.</div> <div data-bbox="848 1346 1352 1413">Sign into a machine and launch the Power Automate portal. Add the current machine to an existing group.</div> <div data-bbox="848 1458 1369 1525">Sign into every other machine and add the machines to the group.</div> <div data-bbox="848 1570 1184 1592">Update the cloud flow connection.</div>
Sign into a machine and launch the Power Automate portal. Add the current machine to an existing group.	
Sign into every other machine and add the machines to the group.	
Update the cloud flow connection.	

Explanation



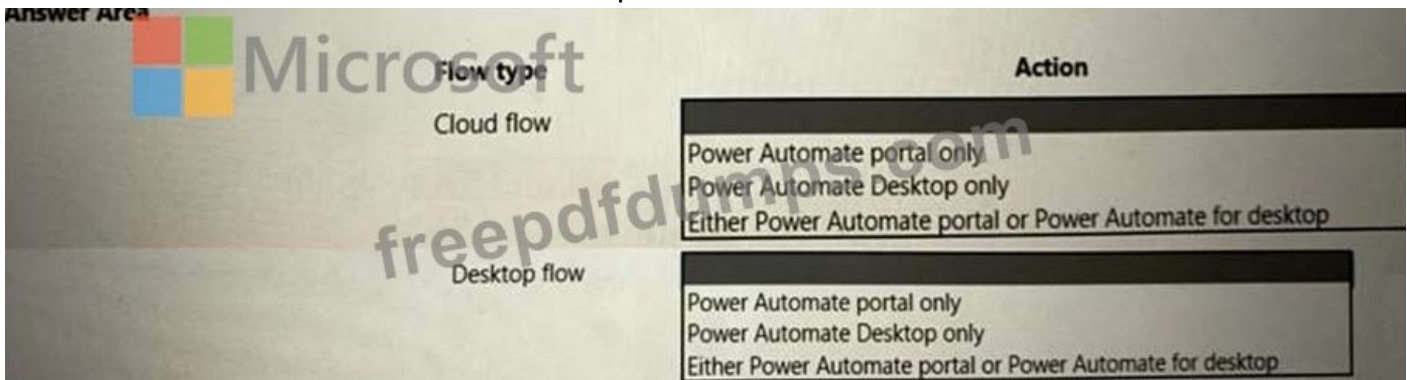
NEW QUESTION: 53

You develop automation solutions for a company.

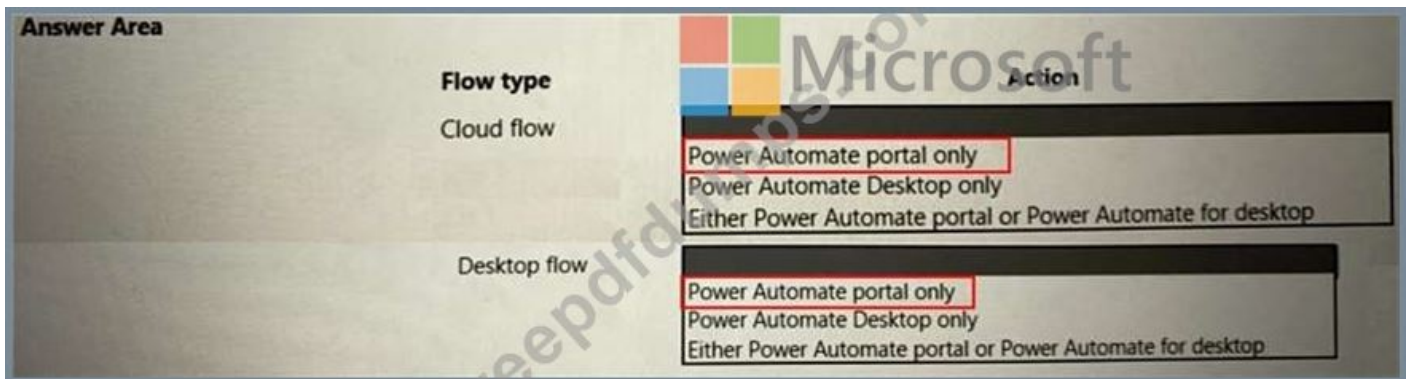
You need to share the solutions with other users.

Which actions should you use? To answer, select the appropriate options in the answer area.

NOTE: Each correct selection is worth one point.



Answer:



NEW QUESTION: 54

You are developing automation solutions for a company.

You need to select the applicable flow type to automate the following tools and technologies:

- * Microsoft Excel
- * Desktop application
- * File system

Which flow types should you use? To answer, drag the appropriate flow types to the correct automation targets. Each flow type may be used once, more than once, or not at all. You may need to drag the split bar between panes or scroll to view content.

NOTE: Each correct selection is worth one point.




Answer:



Explanation

Graphical user interface, text, application, chat or text message Description automatically generated



NEW QUESTION: 55

You are performing machine registration for your environment and assigning security roles to users.

Several Power Automate desktop flows will run across several machines.

You must restrict which users on the team can register, share, and modify the machines.

You need to assign permissions to users by using out-of-the-box desktop flow security roles.

Which security role should you use for each action? To answer, select the appropriate options in the answer area.

NOTE: Each correct selection is worth one point.

Answer Area

Action	Security role
Register a machine.	Desktop flow machine owner
Edit machine details.	Desktop flow machine owner
Share a machine group.	Desktop flows machine user can share

Answer:
Answer Area

Action	Security role
Register a machine.	Desktop flow machine owner
Edit machine details.	Desktop flow machine owner
Share a machine group.	Desktop flows machine user can share

Explanation:

Answer Area

Action	Security role
Register a machine.	Desktop flow machine owner
Edit machine details.	Desktop flow machine owner
Share a machine group.	Desktop flows machine user can share

NEW QUESTION: 56

A company stores confidential documents in a SharePoint document library. A developer must create an automation solution in a default environment that processes documents from the SharePoint library and uploads approved documents to Azure File Storage for archiving purposes. The automation must meet the following requirements:

- * Prevent modification or deletion of approved documents from Azure File Storage.
- * Prevent sharing of documents from SharePoint or Azure File Storage.

You need to configure a data loss prevention (DLP) policy.

Which five actions should you perform in sequence? To answer, move the appropriate actions from the list of actions to the answer area and arrange them in the correct order.

Actions	Answer Area
Set the policy scope to Exclude certain environments and add the default environment.	
Add the SharePoint and Approvals connectors to the Business category. Add the Azure File Storage connector to the Blocked category.	
Configure Azure File Storage connector actions.	
Set the policy scope to Add multiple environments and add the default environment.	
Add the SharePoint, Azure File Storage, and Approvals connectors to the Business category.	
Add the SharePoint, Azure File Storage, and Approvals connectors to the Non-business category.	
Confirm and save the policy.	
Create a new data policy in the Microsoft Power Platform admin center.	

Answer:

Actions	Answer Area
Set the policy scope to Exclude certain environments and add the default environment.	Create a new data policy in the Microsoft Power Platform admin center.
Add the SharePoint and Approvals connectors to the Business category. Add the Azure File Storage connector to the Blocked category.	Set the policy scope to Exclude certain environments and add the default environment.
Configure Azure File Storage connector actions.	Add the SharePoint and Approvals connectors to the Business category. Add the Azure File Storage connector to the Blocked category.
Set the policy scope to Add multiple environments and add the default environment.	Configure Azure File Storage connector actions.
Add the SharePoint, Azure File Storage, and Approvals connectors to the Business category.	Confirm and save the policy.
Add the SharePoint, Azure File Storage, and Approvals connectors to the Non-business category.	
Confirm and save the policy.	
Create a new data policy in the Microsoft Power Platform admin center.	

Explanation

Answer Area
Create a new data policy in the Microsoft Power Platform admin center.
Set the policy scope to Exclude certain environments and add the default environment.
Add the SharePoint and Approvals connectors to the Business category. Add the Azure File Storage connector to the Blocked category.
Configure Azure File Storage connector actions.
Confirm and save the policy.

Table Description automatically generated

NEW QUESTION: 57

A company has a customer relationship management (CRM) app installed on a machine. Each month an employee signs into the machine by using their Azure Active Directory (Azure AD) account to generate a financial statement for each account in a list of accounts. The list of accounts is stored in Microsoft Dataverse. The employee must send each customer their statements by using Office 365 Outlook.

You need to develop a solution to automate the task.

Which components should you use? To answer, select the appropriate options in the answer area.

Requirement	Action
Trigger the solution using a schedule.	<ul style="list-style-type: none">Create a cloud flow that uses a manual trigger.Create a cloud flow that uses a schedule trigger.Create a desktop flow and use Windows Task Scheduler to trigger it.Create a desktop flow and trigger it manually.
Access the list of accounts.	<ul style="list-style-type: none">Use the Relate rows action in a cloud flow.Use the List rows action in a cloud flow.Use the List rows present in a table action in a cloud flow.Use the Get a row action in a cloud flow.
Launch the CRM app.	<ul style="list-style-type: none">Use the Start service action in a desktop flow.Use the Run application action in a desktop flow.Use the Run a flow built with Power Automate for desktop action in a cloud flow.Use the Run desktop flow action in a desktop flow.
Generate a statement for each account.	<ul style="list-style-type: none">Use the Apply to each action in a cloud flow.Use the For each action in a desktop flow.Use the Next loop action in a desktop flow.Use the Go to action in a desktop flow.
Send an email with an attachment.	<ul style="list-style-type: none">Use the Send email action in a desktop flow.Use the Send an email action in a cloud flow.Use the Send Exchange email message action in a desktop flow.Use the Send email message through Outlook action in a desktop flow.

Answer:

Requirement	Action
Trigger the solution using a schedule.	<ul style="list-style-type: none"> Create a cloud flow that uses a manual trigger. Create a cloud flow that uses a schedule trigger. Create a desktop flow and use Windows Task Scheduler to trigger it. Create a desktop flow and trigger it manually.
Access the list of accounts.	<ul style="list-style-type: none"> Use the Relate rows action in a cloud flow. Use the List rows action in a cloud flow. Use the List rows present in a table action in a cloud flow. Use the Get a row action in a cloud flow.
Launch the CRM app.	<ul style="list-style-type: none"> Use the Start service action in a desktop flow. Use the Run application action in a desktop flow. Use the Run a flow built with Power Automate for desktop action in a cloud flow. Use the Run desktop flow action in a desktop flow.
Generate a statement for each account.	<ul style="list-style-type: none"> Use the Apply to each action in a cloud flow. Use the For each action in a desktop flow. Use the Next loop action in a desktop flow. Use the Go to action in a desktop flow.
Send an email with an attachment.	<ul style="list-style-type: none"> Use the Send email action in a desktop flow. Use the Send an email action in a cloud flow. Use the Send Exchange email message action in a desktop flow. Use the Send email message through Outlook action in a desktop flow.

Explanation

Requirement	Action
Trigger the solution using a schedule.	<ul style="list-style-type: none"> Create a cloud flow that uses a manual trigger. Create a cloud flow that uses a schedule trigger. Create a desktop flow and use Windows Task Scheduler to trigger it. Create a desktop flow and trigger it manually.
Access the list of accounts.	<ul style="list-style-type: none"> Use the Relate rows action in a cloud flow. Use the List rows action in a cloud flow. Use the List rows present in a table action in a cloud flow. Use the Get a row action in a cloud flow.
Launch the CRM app.	<ul style="list-style-type: none"> Use the Start service action in a desktop flow. Use the Run application action in a desktop flow. Use the Run a flow built with Power Automate for desktop action in a cloud flow. Use the Run desktop flow action in a desktop flow.
Generate a statement for each account.	<ul style="list-style-type: none"> Use the Apply to each action in a cloud flow. Use the For each action in a desktop flow. Use the Next loop action in a desktop flow. Use the Go to action in a desktop flow.
Send an email with an attachment.	<ul style="list-style-type: none"> Use the Send email action in a desktop flow. Use the Send an email action in a cloud flow. Use the Send Exchange email message action in a desktop flow. Use the Send email message through Outlook action in a desktop flow.

NEW QUESTION: 58

You are designing a desktop automation solution.

You must ensure that the automation includes error handling. The solution requires the following logic:

If an action fail in the automation, the flow must be redirected to a different flow.

If a group of action often fail, a specific procedure must occur.

You need to select the error handling method to use for each requirement.

Which error handling method or configuration should use select? To answer, the appropriate error handling method or configuration to the requirement. Each error handling method or configuration may be used once, or not at all. You may need to drag the split bar between panes or scroll to view content.

Note: Each correct selection in worth one point.



Answer:



Explanation:



NEW QUESTION: 59

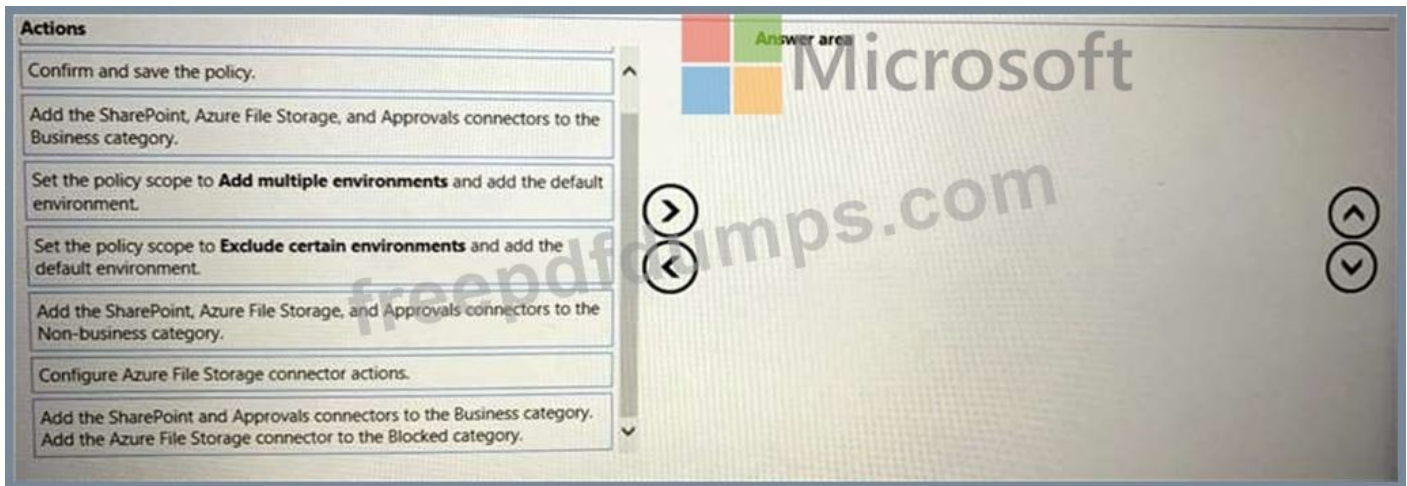
A company stores confidential documents in a SharePoint document library.

A developer must create an automation solution in a default environment that processes documents from the SharePoint library and uploads approved documents to Azure File Storage for archiving purposes. The automation must meet the following requirements:

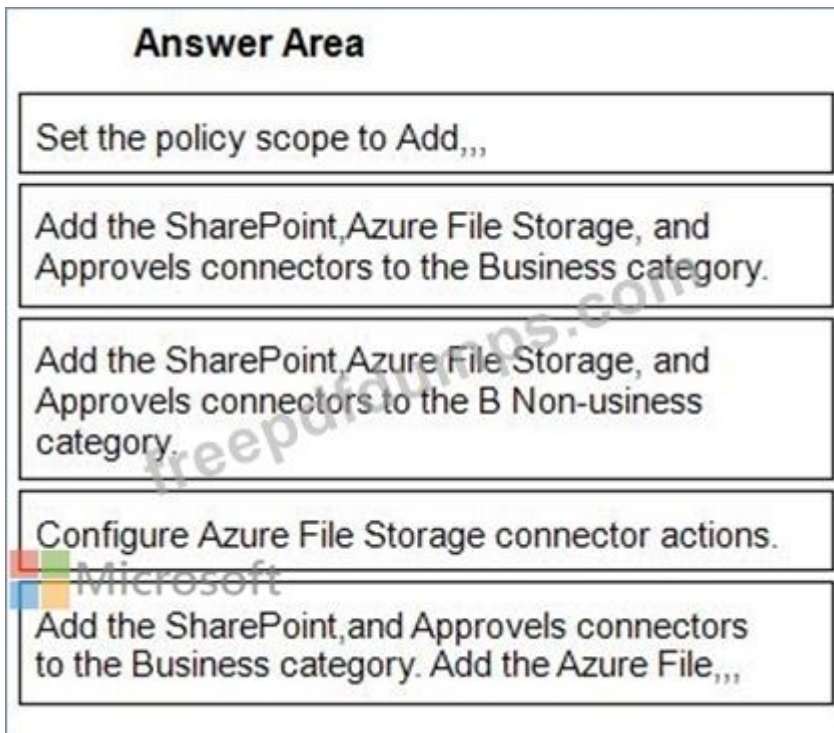
- * Prevent modification or deletion of approved documents from Azure File Storage.
- * Prevent sharing of documents from SharePoint or Azure File Storage.

You need to configure a data loss prevention (DLP) policy.

Which five actions should you perform in sequence? To answer, move the appropriate actions from the list of actions to the answer area and arrange them in the correct order.



Answer:



- 1 - Set the policy scope to Add,,,
- 2 - Add the SharePoint,Azure File Storage, and Approvels connectors to the Business category.
- 3 - Add the SharePoint,Azure File Storage, and Approvels connectors to the B Non-usiness category.
- 4 - Configure Azure File Storage connector actions.
- 5 - Add the SharePoint,and Approvels connectors to the Business category. Add the Azure File,,,

NEW QUESTION: 60

A company has an unattended cloud flow solution. The solution includes a desktop flow that runs on a virtual machine.

The company reports that the cloud flow processes more transactions per day than the planned capacity.

You need to scale the solution to keep up with demand.

Which four actions should you perform in sequence? To answer, move the appropriate actions from the list of actions to the answer area and arrange them in the correct order.

The screenshot shows a Microsoft interface with a list of actions on the left and an empty answer area on the right. The actions are:

- Provision virtual machines.
- Register the machines to the correct environment by using flow.microsoft.com.
- Add the machines to a machine group.
- Register the machines to the correct environment by using the machine runtime application.
- Update the machine connections to target the machine group in the cloud flow.
- Update the machine connections to target the machine group in the desktop flow.

The answer area is currently empty. There are navigation arrows on the right side of the interface.

Answer:

The screenshot shows the same Microsoft interface as above, but with four actions moved to the answer area in the correct sequence:

- Provision virtual machines.
- Register the machines to the correct environment by using the machine runtime application.
- Add the machines to a machine group.
- Update the machine connections to target the machine group in the cloud flow.

The other actions remain in the list on the left. The answer area is enclosed in a dashed red box.

Explanation

Graphical user interface, text, application Description automatically generated

A close-up view of the answer area, showing the following sequence of actions:

- Provision virtual machines.
- Register the machines to the correct environment by using the machine runtime application.
- Add the machines to a machine group.
- Update the machine connections to target the machine group in the cloud flow.

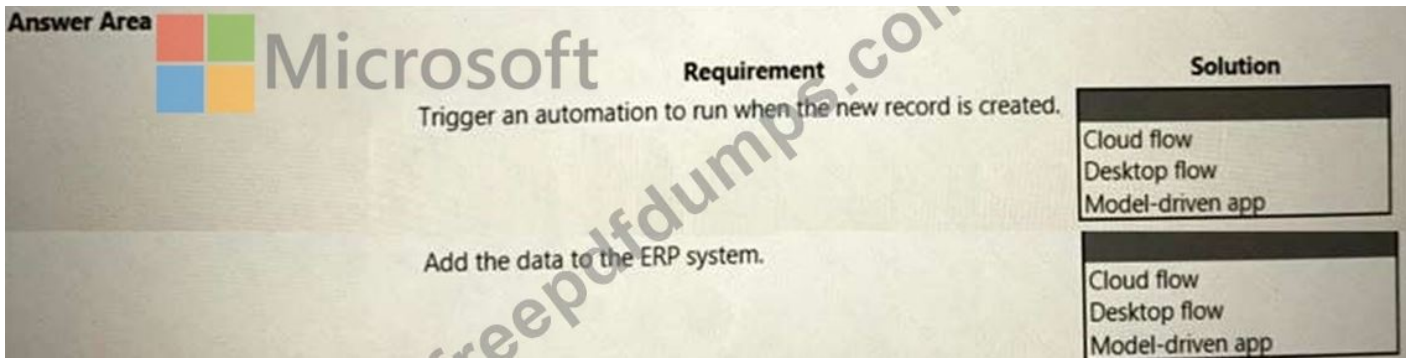
NEW QUESTION: 61

You are creating an automation for a company. When a new record is created in a Microsoft Dataverse table, the automation must add the same data to an enterprise resource planning (ERP) system. The ERP system does not have an API.

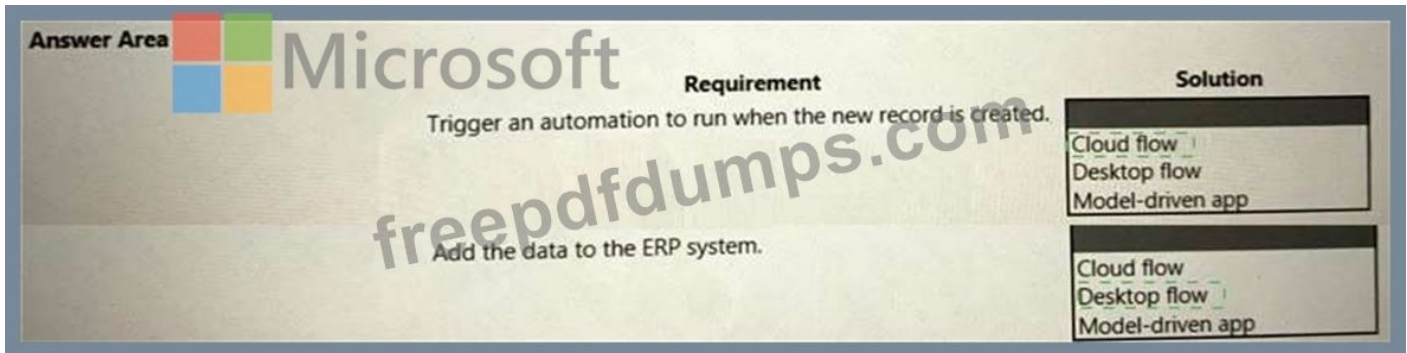
You need to create the automation solution.

What should you use? To answer, select the appropriate options in the answer area.

NOTE: Each correct selection is worth one point.



Answer:



Explanation

Graphical user interface, text, application, email Description automatically generated



Valid PL-500 Dumps shared by Actual4test.com for Helping Passing PL-500 Exam!
 Actual4test.com now offer the **newest PL-500 exam dumps**, the Actual4test.com PL-500 exam **questions have been updated** and **answers have been corrected** get the **newest** Actual4test.com PL-500 dumps with Test Engine here:

https://www.actual4test.com/PL-500_examcollection.html (172 Q&As Dumps, **30%OFF**)

Special Discount: Freepdfdumps)

NEW QUESTION: 62

A company plans to use Microsoft Power Platform

The company requires multiple test environments for users. The company wants to ensure that the Microsoft Power Platform environments are appropriate for the following cases:

* UserA wants to test Microsoft Power Platform features for a limited time.

* UserB wants to test solutions.

You need to select the environment type for each use case.

Which environment types should you select? To answer, drag the appropriate environment type to the correct scenarios. Each environment type may be used once, more than once, or not at all. You may need to drag the split bar between panes or scroll to view content.

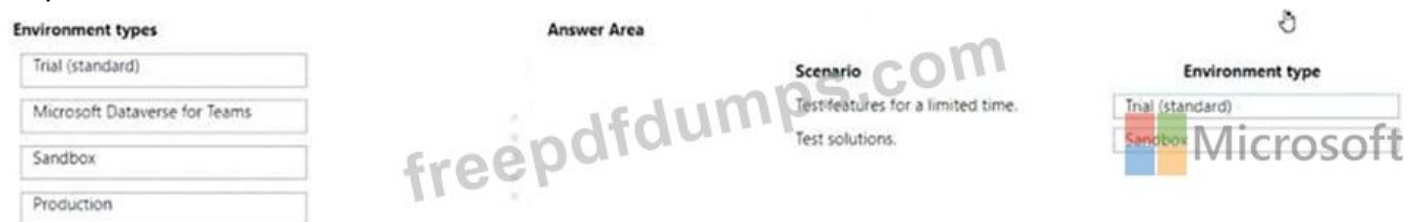
NOTE: Each correct selection is worth one point.



Answer:



Explanation



NEW QUESTION: 63

You need to resolve the issue with the DataCollector flow.

What are two possible ways to achieve the goal? Each correct answer presents a complete solution.

NOTE: Each correct selection is worth one point

- A. Add an If web page contains action to determine whether a field exists and write data only when true.
- B. Configure the Populate text field on a web page actions to continue running the flow in case of error.
- C. Replace the Populate text field on a web page action with the Send keys action to write data.
- D. Remove the Focus text field on a web page actions that precede actions which write data to text fields.
- E. Modify selectors to ensure that field attributes are mapped correctly.

Answer: A,E (LEAVE A REPLY)

Explanation

According to the scenario, the DataCollector flow sometimes fails because some fields on web pages are missing or have different attributes than expected. To resolve this issue, you can use one of these two methods:

Add an If web page contains action before each Populate text field on a web page action to determine whether a field exists on the web page and write data only when true. This way, you can avoid errors caused by missing fields.

Modify selectors for each Populate text field on a web page action to ensure that field attributes are mapped correctly and match those on web pages. This way, you can avoid errors caused by mismatched attributes.

NEW QUESTION: 64

You create a Microsoft Power Platform solution. You create variables to define input values for the flow. You export the solution as managed and import the solution into a user acceptance testing (UAT) environment.

The flow in the UAT environment is still using the values from the development (DEV) environment.

You need to resolve the issue.

Which four actions should you perform in sequence? To answer, move the appropriate actions from the list of actions to the answer area and arrange them in the correct order.

The screenshot shows a list of actions on the left and an answer area on the right. The actions are:

- Turn the flow off and then on again.
- Select Current value and then select Remove from this solution.
- Delete the solution from the UAT environment.
- Export and reimport the solution.
- Select Current value and then select Remove from environment.
- In the UAT environment, navigate to the solution and edit the details for each environment variable.
- In the DEV environment, navigate to the solution and edit the details for each environment variable.

The answer area is currently empty. There are navigation arrows (right and left) between the actions and the answer area. A watermark 'freepdfdups.com' is visible over the screenshot.

Answer:

The screenshot shows the answer area with four actions in the correct order:

- Select Current value and then select Remove from environment.
- Turn the flow off and then on again.
- Delete the solution from the UAT environment.
- In the DEV environment, navigate to the solution and edit the details for each environment variable.

A watermark 'freepdfdups.com' is visible over the screenshot.

1 - Select Current value and then select Remove from environment.

2 - Turn the flow off and then on again.

3 - Delete the solution from the UAT environment.

4 - In the DEV environment, navigate to the solution and edit the details for each environment variable.

NEW QUESTION: 65

You need to create the desktop flow to calculate a member's fees.

Which four steps should you perform in sequence? To answer, move the appropriate steps from the list of steps to the answer area and arrange them in the correct order.

Steps

- Select the JavaScript output variable.
- Select Nest under a new Microsoft Excel process.
- Use the Launch Excel action to open the Microsoft Excel file.
- Add a Run Excel macro action and specify the macro.
- Attach to the running instance of Microsoft Excel.
- Open the workbook and record the counter macro.
- Add a new worksheet to the Microsoft Excel workbook.
- Select Load add-ins and macros.

Answer Area

The answer area contains four circular navigation arrows: a right arrow at the top, a left arrow below it, an up arrow at the top right, and a down arrow below it. A large, semi-transparent watermark for 'freepdfdumps.com' and the Microsoft logo are overlaid on the area.

Answer:

The screenshot shows the 'Steps' list on the left and the 'Answer Area' on the right. The 'Answer Area' contains four steps in a dashed red box, ordered from top to bottom: 'Attach to the running instance of Microsoft Excel.', 'Open the workbook and record the counter macro.', 'Add a new worksheet to the Microsoft Excel workbook.', and 'Select Load add-ins and macros.'. The 'Steps' list on the left contains the same seven steps as in the first image. Navigation arrows and the Microsoft logo watermark are also present.

Explanation:

Steps

- Select the JavaScript output variable.
- Select Nest under a new Microsoft Excel process.
- Use the Launch Excel action to open the Microsoft Excel file.
- Add a Run Excel macro action and specify the macro.

Answer Area

- Attach to the running instance of Microsoft Excel.
- Open the workbook and record the counter macro.
- Add a new worksheet to the Microsoft Excel workbook.
- Select Load add-ins and macros.

NEW QUESTION: 66

You develop a desktop flow for a company.

You need to ensure that another user can modify the flow.

Which three actions should you perform in sequence? To answer, move the appropriate actions from the order.

Actions

- Add people and select the co-owner access type.
- Select a flow and select **Share**.
- Navigate to <https://flow.microsoft.com>.
- Launch Power Automate for desktop.
- Add people and select the user access type.

Answer area

-
-
-

Answer:

Actions

- Add people and select the co-owner access type.
- Select a flow and select **Share**.
- Navigate to <https://flow.microsoft.com>.
- Launch Power Automate for desktop.
- Add people and select the user access type.

Answer area

- Navigate to <https://flow.microsoft.com>.
- Select a flow and select **Share**.
- Add people and select the co-owner access type.

* Navigate to <https://flow.microsoft.com> and sign in with your organization premium account.

* Select a flow and select **Share**.

* Add people and select the co-owner access type.

NEW QUESTION: 67

You are developing automation solutions for a company.

You need to select the components to use for each scenario. You must minimize development efforts. Which methods should you use? To answer, select the appropriate options in the answer area.

NOTE: Each correct selection is worth one point.

The screenshot shows an 'Answer Area' with three scenarios and their component options:

Scenario	Component
Query items from a SharePoint list.	Built-in connector Custom connector HTTP connector Azure API Management
Share methods from a third-party REST API with an organization.	Built-in connector Custom connector HTTP connector Browser automation
Call a Microsoft Graph API endpoint using application permissions.	Built-in connector Custom connector HTTP connector Azure API Management

Answer:

The screenshot shows the same 'Answer Area' with the correct answers highlighted in red boxes:

Scenario	Component
Query items from a SharePoint list.	Built-in connector Custom connector HTTP connector Azure API Management
Share methods from a third-party REST API with an organization.	Built-in connector Custom connector HTTP connector Browser automation
Call a Microsoft Graph API endpoint using application permissions.	Built-in connector Custom connector HTTP connector Azure API Management

NEW QUESTION: 68

You need to configure the machine deployment for the IT administrator.

Which three actions should you perform in sequence? To answer, move the appropriate actions from the list of actions to the answer area and arrange them in the correct order.

NOTE: More than one order of answer choices is correct. You will receive credit for any of the correct orders you select.

- Actions**
- Add the new machines in the Power Automate machine runtime.
 - Add the machine group and enable maintenance mode.
 - Perform a machine group certificate renewal.
 - Create the machine group in the Power Automate portal.
 - Use register operation to register the new machines.
 - Add the machines to the machine group by using the join group operation.

Answer Area



Answer:

- Actions**
- Add the new machines in the Power Automate machine runtime.
 - Add the machine group and enable maintenance mode.
 - Perform a machine group certificate renewal.
 - Create the machine group in the Power Automate portal.
 - Use register operation to register the new machines.
 - Add the machines to the machine group by using the join group operation.

- Answer Area**
- Create the machine group in the Power Automate portal.
 - Use register operation to register the new machines.
 - Add the machines to the machine group by using the join group operation.

Explanation:




The screenshot shows the question interface with the 'Actions' list on the left and the 'Answer Area' on the right. The 'Answer Area' contains a numbered list of three actions: 1. Create the machine group in the Power Automate portal, 2. Use register operation to register the new machines, and 3. Add the machines to the machine group by using the join group operation.

NEW QUESTION: 69

You are developing automation solutions for a company. You need to use an environment variable in a cloud flow.

Which three actions should you perform in sequence? To answer, move the appropriate actions from the list of actions to the order.



The screenshot shows the question interface for Question 69. The 'Actions' list includes: Add an environment variable to a solution, Create a cloud flow in a solution, Navigate to https://flow.microsoft.com, Navigate to https://admin.powerplatform.com, and Select the desired environment variable. The 'Answer Area' is currently empty.

Answer:

- Answer Area**
- Create a cloud flow in a solution.
 - Navigate to https://admin.powerplatform.com.
 - Add an environment variable to a solution.

1 - Create a cloud flow in a solution.

2 - Navigate to <https://admin.powerplatform.com>.

3 - Add an environment variable to a solution.

Topic 2, Contoso Pharmaceuticals

Current environment

Overview

Contoso Pharmaceuticals has a custom enterprise resource management (ERP) system. It is difficult to integrate other applications and services with the system. Office staff manually key in purchase orders, customer orders, and invoices after they receive a scan or hard copy of an agreement.

Applications

- * The company uses a custom supplier management system named SMSApp that runs on each user's workstation. The system is costly to run and maintain. SMSApp does not have an API.
- * Sales representatives manage customer requests by using Dynamics 365 Sales.
- * Contoso has Microsoft Power Platform development, user acceptance testing (UAT), and production environments.
- * Administrators create one Accounts Payable (AP) mailbox for each environment to support testing.
- * The use of a DLP policy and Desktop Flow development is specified as part of the automation requirements.

Business process

1. Sales representatives create quotes by using a Microsoft Word document template. The template allows representatives to include product quantity, and cost estimation details that will be needed to fulfil an order. The representative converts quotes to a PDF file and emails the file to the customer for approval.
2. The sales representative alerts the finance team about the new order and emails the finance team a copy of the quote for processing.
3. The finance team prints the quote and manually creates a purchase order (PO) into SMSApp to request materials from a known and trusted vendor.
4. The SMSApp distributes the PO to stakeholders. The system sends a copy to a shared finance team mailbox.
5. Once a PO is fulfilled by a vendor, the system sends an email to the finance mailbox. The finance team releases an order to the warehouse.
6. Materials are shipped from the vendor to one of Contoso's warehouses. Warehouse workers enter key information from the waybill into SMSApp. The materials are unloaded and racked in the warehouse until they are shipped to customers.
7. Upon checking for new daily orders in SMSApp, they see an open order is pending that is awaiting the newly received materials
8. The Warehouse worker loads an order onto a truck for delivery and marks the order as complete in SMSApp.
9. Sales representatives provide fulfillment status and tracking information for orders.

10. A finance clerk prepares an invoice and sends the invoice to the customer by email. The clerk sends a copy of the email to the shared AP mailbox.

11. The AP team monitors the shared mailbox to confirm that the customer has paid the invoice.

Requirements

Functional Requirements

- * Large volume orders must be processed before other orders.
- * Invoices must be cross-checked with received items against packing slip for shipments.
- * The finance team must be able to analyze patterns in transactional data to conduct fraud prevention activities.
- * You must automate the process of entering data about incoming orders into SMSApp.
- * The solution must follow the principle of least privilege.

Purchase Order Quantity flow

- * You must create an unmanaged solution to update purchase order details in SMSApp. The flow must use a manual trigger.
- * Members of Accounts Payable team will be testers for the solution. They must be able to access the Purchase Order Quantity flow.

Flow for processing invoice data

- * You must create a flow to monitor the AP mailbox. When an invoice arrives as an attachment in the inbox, the flow must automatically process the invoice data by using a form processing model. The flow must cross-check the received items against the packing slip.
- * You must use different Accounts Payable email addresses for development user acceptance testing (UAT), and production environments.
- * You must use an environment variable to represent the Accounts Payable mailbox for the environment in use.
- * You must be able to use the environment variable across multiple cloud flows, a custom connector, and a canvas app.

Technical Requirements

- * Users must only be allowed to connect to and access systems that are required for the employee to perform required job tasks.
- * All automation flows must be either co-owned or shared between staff.
- * All employees must be able to access the new environment to build personal productivity automations.
- * You must distribute the workload for desktop flows to optimize productivity.

Monitor flows

- * All data extracted from Invoices should be stored in a custom Dataverse entity. Only employees who are part of Finance role should be able to edit all Invoice data but must be prevented from creating or deleting one.

Issues

Invoice data

All users report that they can see and modify invoice data.

New environment

* The IT department creates a new environment. A user creates a cloud flow named FlowA in the environment that triggers a desktop flow. A user reports that the cloud flow does not trigger the desktop flow to run.

* Microsoft Dataverse is not provisioned in the new environment. You attempt to create a Desktop flow in the default environment but receive a Dataverse error message and cannot proceed.

Data entry automation flow

An administrator runs a new desktop flow in the development environment to automate data entry into SMSApp. The flow automatically reverts to a suspended state.

Order fulfillment flow

You must automate the customer communication process by using an unattended desktop flow. The flow must check the fulfillment status of each active order in SMSApp. If an order is fulfilled, the flow must send the customer an email that includes tracking information for their order.

NEW QUESTION: 70

You need to create the custom connector that will be used to retrieve member information.

Which authentication option should you use?

- A. Windows
- B. Basic
- C. No authentication
- D. API key
- E. OAuth2.0

Answer: E ([LEAVE A REPLY](#))

NEW QUESTION: 71

You are creating an automation for a company. When a new record is created in a Microsoft Dataverse table, the automation must add the same data to an enterprise resource planning (ERP) system. The ERP system does not have an API.

You need to create the automation solution.

What should you use? To answer, select the appropriate options in the answer area.

NOTE: Each correct selection is worth one point.

The screenshot shows an exam question interface with the following content:

Requirement	Solution
Trigger an automation to run when the new record is created.	<input type="checkbox"/> Cloud flow <input type="checkbox"/> Desktop flow <input type="checkbox"/> Model-driven app
Add the data to the ERP system.	<input type="checkbox"/> Cloud flow <input type="checkbox"/> Desktop flow <input type="checkbox"/> Model-driven app

The interface also includes a watermark for 'freedumps.com' and a Microsoft logo.

Answer:

Answer Area

Requirement
Trigger an automation to run when the new record is created.

Solution

Cloud flow
Desktop flow
Model-driven app

Add the data to the ERP system.

Cloud flow
Desktop flow
Model-driven app

NEW QUESTION: 72

You design an attended Power Automate desktop flow that updates orders in an older enterprise resource planning (ERP) system.

A warehouse supervisor enters the order status and fulfillment date when an order is fulfilled. The flow must be installed on a desktop computer in the warehouse and triggered by using a shortcut.

You need to configure the flow to deploy and run.

Which four actions should you perform in sequence? To answer, move the appropriate actions from the list of actions to the answer area and arrange them in the correct order.

Actions

- Copy the environment URL.
- Dismiss the External invocation warning message.
- Create a run URL.
- Enter the order status and fulfillment date values when prompted.
- Create the desktop shortcut for the flow.
- Launch the flow using the desktop shortcut.

Answer area

Answer:

Actions

- Copy the environment URL.
- Dismiss the External invocation warning message.
- Create a run URL.
- Enter the order status and fulfillment date values when prompted.
- Create the desktop shortcut for the flow.
- Launch the flow using the desktop shortcut.

Answer area

- Create a run URL.
- Enter the order status and fulfillment date values when prompted.
- Create the desktop shortcut for the flow.
- Launch the flow using the desktop shortcut.

Explanation

Actions

- Copy the environment URL.
- Dismiss the External invocation warning message.

Answer area

- Create a run URL.
- Enter the order status and fulfillment date values when prompted.
- Create the desktop shortcut for the flow.
- Launch the flow using the desktop shortcut.

NEW QUESTION: 73

You are designing automation solutions that interact with a desktop application.

You need to select the appropriate UI automation action for each business requirement.

Which automation action should you use? To answer, select the appropriate options in the answer area.

NOTE: Each correct selection is worth one point.

Answer Area

Requirement
Retrieve the state from a checkbox in the desktop application.

Bring the desktop application to the foreground.

Suspend a process until a specific window opens.

UI automation action

- Get selected checkboxes in window
- Get details of a UI element in window
- Get selected radio button in window
- Extract data from window

- Focus window
- Get details of window
- Get details of a UI element in window
- Set window state

- Wait for window
- Wait for window content
- Set window state
- Terminate process

Answer:

Answer Area

Requirement
Retrieve the state from a checkbox in the desktop application.

Bring the desktop application to the foreground.

Suspend a process until a specific window opens.

UI automation action

- Get selected checkboxes in window
- Get details of a UI element in window
- Get selected radio button in window
- Extract data from window

- Focus window
- Get details of window
- Get details of a UI element in window
- Set window state

- Wait for window
- Wait for window content
- Set window state
- Terminate process

Explanation

Answer Area

Requirement
Retrieve the state from a checkbox in the desktop application.

Bring the desktop application to the foreground.

Suspend a process until a specific window opens.

UI automation action

- Get selected checkboxes in window
- Get details of a UI element in window**
- Get selected radio button in window
- Extract data from window

- Focus window**
- Get details of window
- Get details of a UI element in window
- Set window state

- Wait for window**
- Wait for window content
- Set window state
- Terminate process

NEW QUESTION: 74

You create a custom connector that retrieves data from an API.

The host URL of the API requires a connection with a dynamic subdirectory path.

You need to ensure the custom connectors requests are completed successfully.

Which two features should you use? Each correct answer presents a part of the solution.

NOTE: Each correct selection is worth one point.

- A. Use references
- B. Define a policy
- C. Use custom code
- D. Define a base URL

Answer: ([SHOW ANSWER](#))

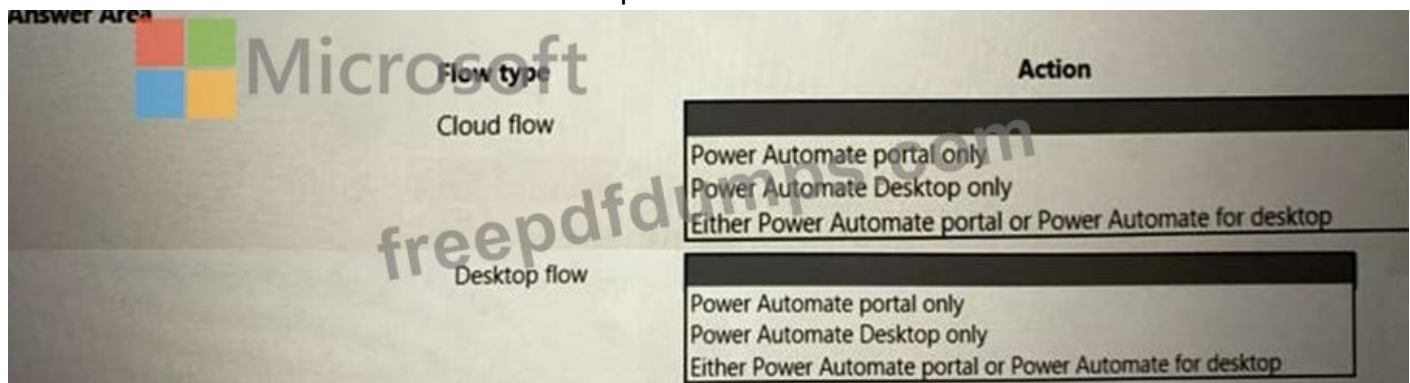
NEW QUESTION: 75

You develop automation solutions for a company.

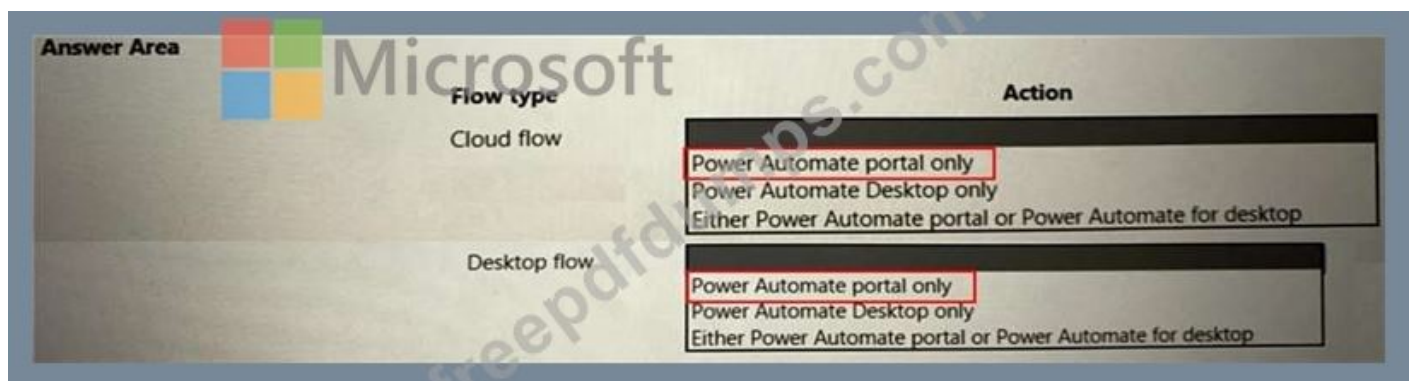
You need to share the solutions with other users.

Which actions should you use? To answer, select the appropriate options in the answer area.

NOTE: Each correct selection is worth one point.



Answer:



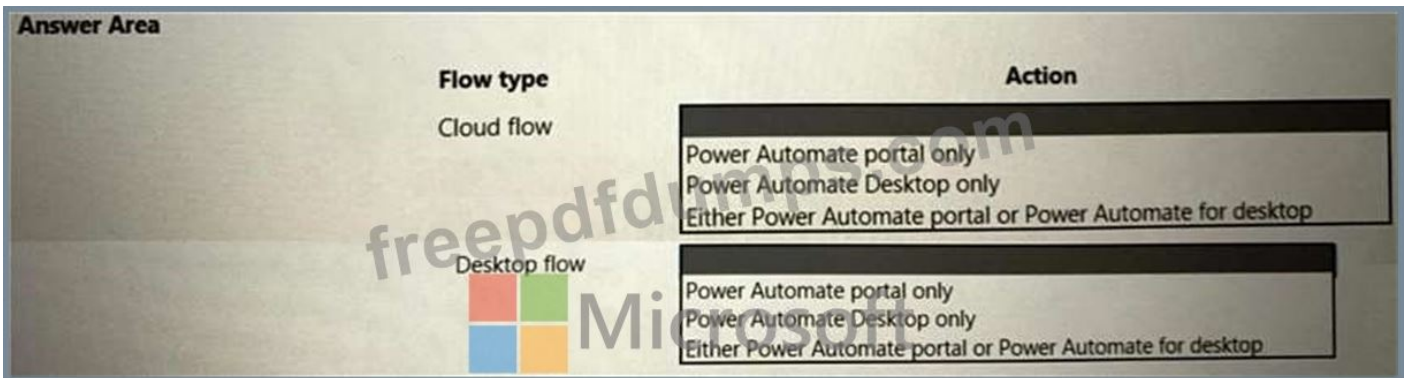
NEW QUESTION: 76

You develop automation solutions for a company.

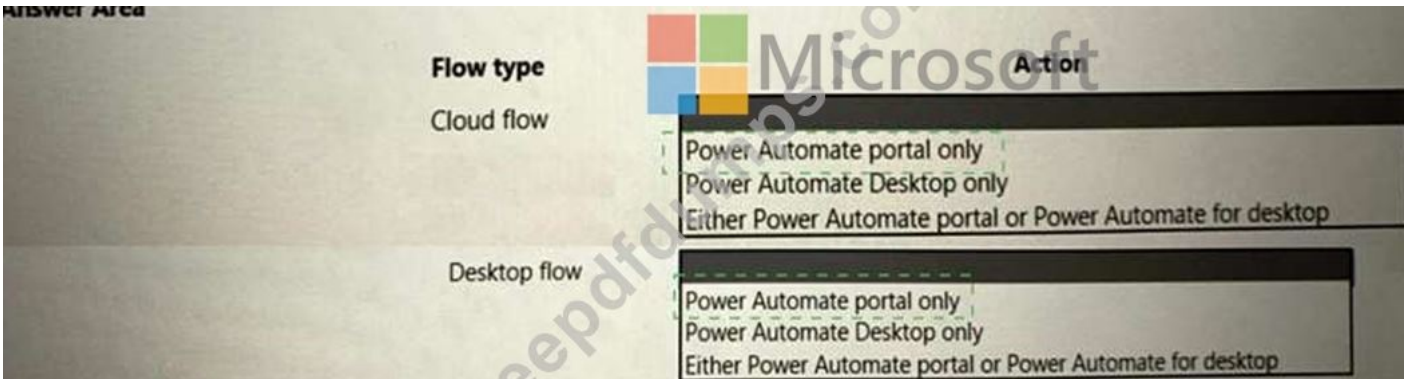
You need to share the solutions with other users.

Which actions should you use? To answer, select the appropriate options in the answer area.

NOTE: Each correct selection is worth one point.



Answer:



Explanation:

Graphical user interface, text, application, email Description automatically generated



Valid PL-500 Dumps shared by Actual4test.com for Helping Passing PL-500 Exam!

Actual4test.com now offer the **newest PL-500 exam dumps**, the Actual4test.com PL-500 exam **questions have been updated** and **answers have been corrected** get the **newest** Actual4test.com PL-500 dumps with Test Engine here:

https://www.actual4test.com/PL-500_examcollection.html (172 Q&As Dumps, **30%OFF**)

Special Discount: **Freepdfdumps**)

NEW QUESTION: 77

You develop Power Automate flows for a company. You need to help users locate and run the flows. Where should you direct users to find the flows? To answer NOTE: Each correct selection is worth one point.

Answer Area

Requirement



You select the **Send a copy** button from the flow portal to send the flow to a business user group.

Value

- the Solutions page
- the Shared with me tab of the My flows page
- the Shared with me tab of the Templates page

You select the **Share** button from the portal to share the flow with business users.

Value

- the Solutions page
- the Shared with me tab of the My flows page
- the Shared with me tab of the Templates page

Answer:

Answer Area

Requirement

You select the **Send a copy** button from the flow portal to send the flow to a business user group.

Value

- the Solutions page
- the Shared with me tab of the My flows page
- the Shared with me tab of the Templates page

You select the **Share** button from the portal to share the flow with business users.

Value

- the Solutions page
- the Shared with me tab of the My flows page
- the Shared with me tab of the Templates page

NEW QUESTION: 78

You are designing a desktop automation solution.

You must ensure that the automation includes error handling. The solution requires the following logic:

If an action fail in the automation, the flow must be redirected to a different flow.

If a group of action often fail, a specific procedure must occur.

You need to select the error handling method to use for each requirement.

Which error handling method or configuration should use select? To answer, the appropriate error handling method or configuration to the requirement. Each error handling method or configuration may be used once, or not at all. You may need to drag the split bar between panes or scroll to view content.

Note: Each correct selection in worth one point.

Answer Area

Requirement

- If an action fails, redirect the flow to a different flow.
- If a group of actions often fails, a specific procedure must occur.

Error handling method/configuration

- Implement **level handling**
- Retry the action.
- Continue the flow run.
- Run a subflow.

Answer:

Error handling methods/configurations

- Implement block-level handling.
- Retry the action.
- Continue the flow run.
- Run a subflow.

Answer Area

Requirement

If an action fails, redirect the flow to a different flow.
 If a group of actions often fails, a specific procedure must occur.

Error handling method/configuration

- Run a subflow.
- Implement block-level handling.

Explanation

Error handling methods/configurations

- Implement block-level handling.
- Retry the action.
- Continue the flow run.
- Run a subflow.

Answer Area

Requirement

If an action fails, redirect the flow to a different flow.
 If a group of actions often fails, a specific procedure must occur.

Error handling method/configuration

- Run a subflow.
- Implement block-level handling.

NEW QUESTION: 79

You create a solution that includes a Power Automate cloud flow and desktop flow. You observe the following issues with the solution:

- * A single Power Automate cloud flow action has a long run time.
- * The Power Automate desktop flow encounters an error.

You need to debug the solution.

Which debug features should you use? To answer, select the appropriate options in the answer area.

Answer Area



Issue

Long run time for a single cloud flow action.

Most recent error in the desktop flow.

Debug feature

- Timeout
- Retry policy
- Timeout
- Run from here
- Breakpoints
- Get last error
- Breakpoints
- Run subflow
- On block error
- Get last error

Answer:

Issue

Long run time for a single cloud flow action.

Most recent error in the desktop flow.

Debug feature

- Timeout
- Retry policy
- Timeout
- Run from here
- Breakpoints
- Get last error
- Breakpoints
- Run subflow
- On block error
- Get last error

Explanation

Answer Area

Issue

Long run time for a single cloud flow action.

Most recent error in the desktop flow.

Debug feature

Timeout

Get last error



NEW QUESTION: 80

You are designing an automation that processes information from documents attached to emails. You need to extract data from the attachments and insert the data into a custom Microsoft Dataverse table.

Which five actions should you perform in sequence? To answer, move the appropriate actions from the list of actions to the answer

A list of seven actions in a table format:

Actions
Create a collection and add documents to the collection.
Create an object detection model.
Use the model in a desktop flow.
Create a custom form processing model.
Train and publish a model.
Add extracted data to the Microsoft Dataverse table.
Use the model in a cloud flow.

Answer:

The answer area shows the same list of actions as above, but with five actions highlighted with dashed red boxes, indicating they are the correct sequence:

- Create a custom form processing model.
- Create a collection and add documents to the collection.
- Train and publish a model.
- Use the model in a cloud flow.
- Add extracted data to the Microsoft Dataverse table.

Explanation

Graphical user interface, text, application Description automatically generated

The answer area for question 81 shows a list of five actions in a table format:

Answer Area
Create a custom form processing model.
Create a collection and add documents to the collection.
Train and publish a model.
Use the model in a cloud flow.
Add extracted data to the Microsoft Dataverse table.

NEW QUESTION: 81

You are creating a custom selector for a Microsoft Excel workbook by using a Power Automate desktop flow.

Selector builder

Selectors	Used	Attribute	Operator	Value
2 <input checked="" type="checkbox"/> Pane 'Budget2022'	<input checked="" type="checkbox"/>	Class	Equal to	XLDESK
3 <input checked="" type="checkbox"/> Pane 'Sheet Budget'	<input type="checkbox"/>	Enabled	Equal to	True
4 <input checked="" type="checkbox"/> DataGrid 'Grid'	<input type="checkbox"/>	Id	Equal to	
5 <input checked="" type="checkbox"/> Table 'BudgetData'	<input type="checkbox"/>	Name	Equal to	
6 <input checked="" type="checkbox"/> Data Item 'A' 3'	<input type="checkbox"/>	Ordinal	Equal to	-1
	<input type="checkbox"/>	Process	Equal to	EXCEL

```
> pane[Class="XLDESK"] > pane[Class="ExcelGrid"][Id$="Budget2022.xlsx"] > pane[Id@="Budget[0-9]*"] > datagrid
[Id="Grid"] > table[Name^="BudgetData"] > dataitem[Id="%A"+RowIdx%']
```

Custom

Update **Cancel**

Answer Area

Questions	Response
A user accidentally changes the name of the Microsoft Excel file to Final_Budget2022.xlsx . Will the selector still work?	Yes No
A Microsoft Excel file contains a worksheet with the name Budget . Will the selector be able to find the worksheet?	Yes No
Which value will be extracted by using this selector?	The value from cell A3. The value of a cell where the ID equals ARowIdx. The value of any cell defined by RowIdx variable in column A. The value of any cell defined by the ARowIdx variable in column A.
A user needs to change the name of a table to Budget2022 in a sheet. Which part of the selector must the user modify?	Update both the pane ID in line 3 and table name in line 5. Update the pane ID in line 3. Update the table name in line 5.

Answer:

Graphical user interface, application Description automatically generated

Answer Area

Questions

A user accidentally changes the name of the Microsoft Excel file to **Final_Budget2022.xlsx**. Will the selector still work?

A Microsoft Excel file contains a worksheet with the name **Budget**. Will the selector be able to find the worksheet?

Which value will be extracted by using this selector?

A user needs to change the name of a table to **Budget2022** in a sheet. Which part of the selector must the user modify?


Response

Yes
No

Yes
No

The value from cell A3.
The value of a cell where the ID equals ABRowIdx.
The value of any cell defined by RowIdx variable in column A.
The value of any cell defined the RowIdx variable in column A.

Update both the pane ID in line 3 and table name in line 5.
Update the pane ID in line 3.
Update the table name in line 5.



NEW QUESTION: 82


You need to determine the causes for the reported issues.

What are the causes? To answer, select the appropriate options in the answer area.

NOTE: Each correct selection is worth one point.

Answer Area


Issue	Cause
New environment	<input type="checkbox"/> Flow checker did not run. <input type="checkbox"/> Admin mode is turned on. <input type="checkbox"/> Admin mode is turned off. <input type="checkbox"/> A connector was added to a DLP policy.
FlowA	<input type="checkbox"/> The user is in the wrong environment. <input type="checkbox"/> The user does not have the correct permissions.
Dataverse error	<input type="checkbox"/> There is no Microsoft Dataverse database provisioned. <input type="checkbox"/> The user did not sign into Power Automate by using a Microsoft work account. <input type="checkbox"/> Microsoft Dataverse was not shared with the user from the development environment.



Answer:

Answer Area

Issue	Cause
New environment	<input type="checkbox"/> Flow checker did not run. <input checked="" type="checkbox"/> Admin mode is turned on. <input type="checkbox"/> Admin mode is turned off. <input type="checkbox"/> A connector was added to a DLP policy.
FlowA	<input type="checkbox"/> The user is in the wrong environment. <input checked="" type="checkbox"/> The user does not have the correct permissions.
Dataverse error	<input type="checkbox"/> There is no Microsoft Dataverse database provisioned. <input type="checkbox"/> The user did not sign into Power Automate by using a Microsoft work account. <input checked="" type="checkbox"/> Microsoft Dataverse was not shared with the user from the development environment.



NEW QUESTION: 83

You create an environment for a company. You need to configure security to meet the company's requirements and follow the principle of least privilege. Which security roles should you assign? To answer, select the appropriate options in the answer area.
 NOTE: Each correct selection is worth one point.

Requirement	Security role
A user must be able to register new machines in the environment.	Environment Maker Desktop Flows Machine Owner
A user must be able to share their machine with another user.	Environment Maker Desktop Flows Machine User Desktop Flows Machine User Can Share
A user must be able to run desktop flows on a registered machine.	Environment Maker Desktop Flows Machine User Desktop Flows Machine User Can Share
A user must be able to create a machine group and add machines to the machine group.	Environment Maker Desktop Flows Machine User

Answer:

Answer Area

Requirement	Security role
A user must be able to register new machines in the environment.	Environment Maker Desktop Flows Machine Owner
A user must be able to share their machine with another user.	Environment Maker Desktop Flows Machine User Desktop Flows Machine User Can Share
A user must be able to run desktop flows on a registered machine.	Environment Maker Desktop Flows Machine User Desktop Flows Machine User Can Share
A user must be able to create a machine group and add machines to the machine group.	Environment Maker Desktop Flows Machine User Desktop Flows Machine Owner

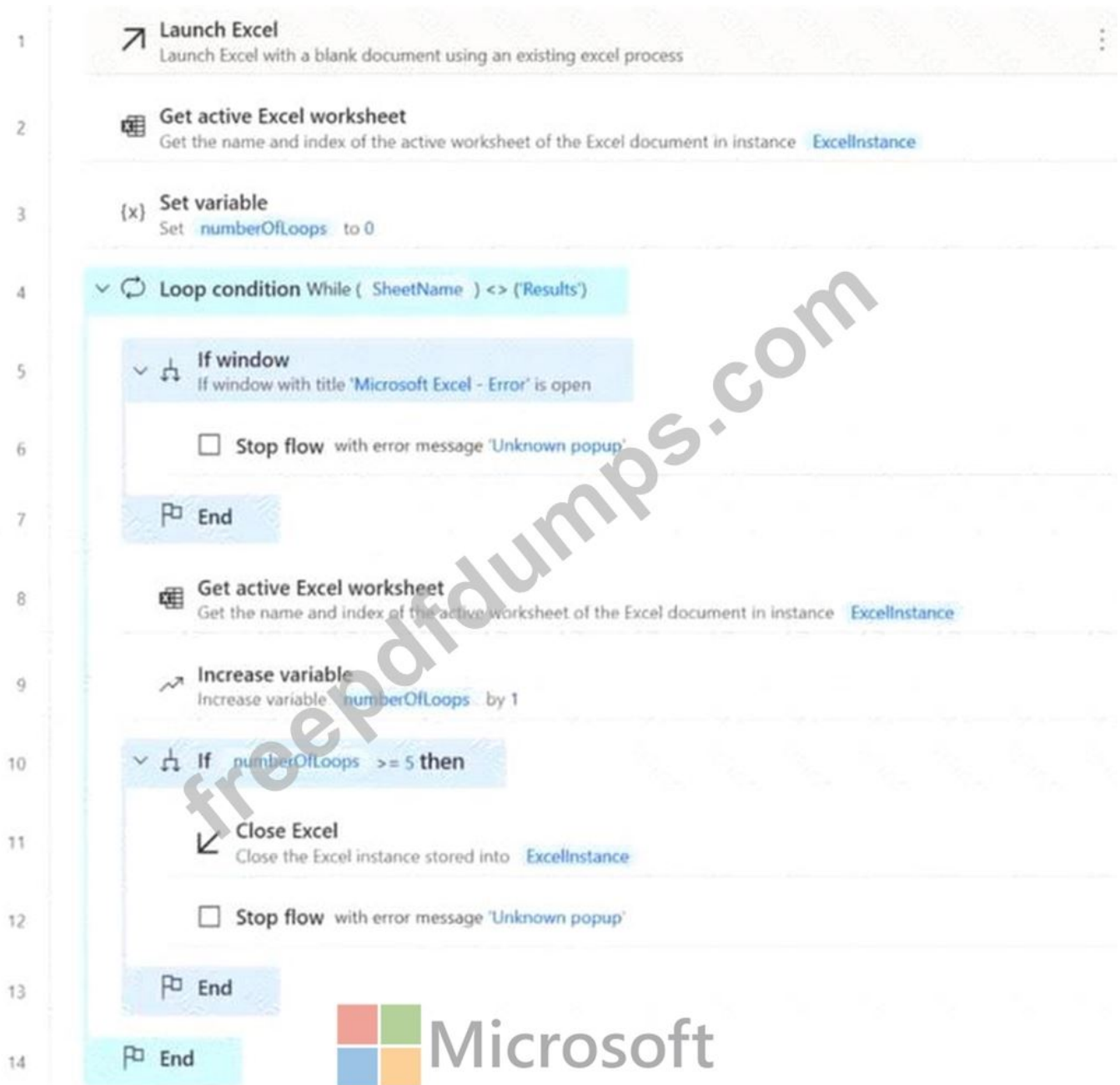
Explanation

ANSWER AREA

Requirement	Security role
user must be able to register new machines in the environment.	Environment Maker Desktop Flows Machine Owner
user must be able to share their machine with another user.	Environment Maker Desktop Flows Machine User Desktop Flows Machine User Can Share
user must be able to run desktop flows on a registered machine.	Environment Maker Desktop Flows Machine User Desktop Flows Machine User Can Share
user must be able to create a machine group and add machines to the machine group.	Environment Maker Desktop Flows Machine User Desktop Flows Machine Owner

NEW QUESTION: 84

You create the following flow:



Use the drop-down menus to select the answer choice that answers each question based on the information presented in the graphic.

NOTE: Each correct selection is worth one point.

ANSWER AREA

Questions	Response
What does the icon to the left of line 2 represent?	<input type="checkbox"/> There is a breakpoint in the code. <input type="checkbox"/> The action processes sensitive data. <input type="checkbox"/> The action includes action-level error handling.
When will the loop condition at line 4 initialize?	<input type="checkbox"/> When the name of the active Excel worksheet is Results. <input type="checkbox"/> When the name of the active Excel worksheet is anything other than Results.
At which point will the flow stop?	<input type="checkbox"/> A user opens another Excel window on their desktop. <input type="checkbox"/> The number of iterations through the loop equals or exceeds five.

Answer:

Answer Area

Questions	Response
What does the icon to the left of line 2 represent?	<p>There is a breakpoint in the code. The action processes sensitive data. The action includes action-level error handling.</p>
When will the loop condition at line 4 initialize?	<p>When the name of the active Excel worksheet is Results. When the name of the active Excel worksheet is anything other than Results.</p>
At which point will the flow stop?	<p>A user opens another Excel window on their desktop. The number of iterations through the loop equals or exceeds five.</p>

Explanation:

Application Description automatically generated with low confidence

The screenshot shows the same 'Answer Area' table as above. Red boxes highlight the correct responses for each question: 'The action processes sensitive data.', 'When the name of the active Excel worksheet is anything other than Results.', and 'The number of iterations through the loop equals or exceeds five.'

NEW QUESTION: 85










You are trying to record the process that a hospitality facility uses to check in patients. You need to identify bottlenecks and variations in the process. What should you use?

- A. Flow checker
- B. AI Builder
- C. Solution checker
- D. Process Advisor

Answer: D ([LEAVE A REPLY](#))

NEW QUESTION: 86

You create the following flow.

1	 Get current date and time Retrieve the current date and time and store it into <code>CurrentDateTime</code>
2	 Launch new Microsoft Edge Launch Microsoft Edge, navigate to 'https://www.google.ca/?gws_rd=ssl' and store the instance into <code>Browser</code>
3	 Launch Excel Launch Excel with a blank document using an existing excel process
4	 Get active Excel worksheet Get the name and index of the active worksheet of the Excel document in instance <code>ExcellInstance</code>
5	 Launch Excel Launch Excel with a blank document using an existing excel process
6	 Focus window Focus window with title <code>"Microsoft Edge"</code>
7	 Set window state Set the state of window with title <code>"Microsoft Edge"</code> to <code>Maximized</code>
8	 Get active Excel worksheet Get the name and index of the active worksheet of the Excel document in instance <code>ExcellInstance2</code>
9	 Send keys Send the following keystrokes: <code>{Control}(R)</code> to the foreground window

Use the drop-down menus to select the answer choice that answers each question based on the information presented in the graphic. NOTE: Each correct selection is worth one point.

Questions
Which line contains a breakpoint?

To which window does the action at step 9 send keystrokes?

Response

4
1
2
3
4
5

the Edge window launched in step 2
the Edge window launched in step 2
the Excel instance launched in step 3
the Excel instance launched in step 5

Answer:

Answer Area

Questions
Which line contains a breakpoint?

To which window does the action at step 9 send keystrokes?

Response

4
1
2
3
4
5

the Edge window launched in step 2
the Edge window launched in step 2
the Excel instance launched in step 3
the Excel instance launched in step 5

NEW QUESTION: 87

You need to determine the correct action to use for the time entry automation.

Which action should you use?

- A. Invoke web service
- B. HTTP
- C. invoke SOAP web service
- D. HTTP with Azure AD

Answer: D ([LEAVE A REPLY](#))

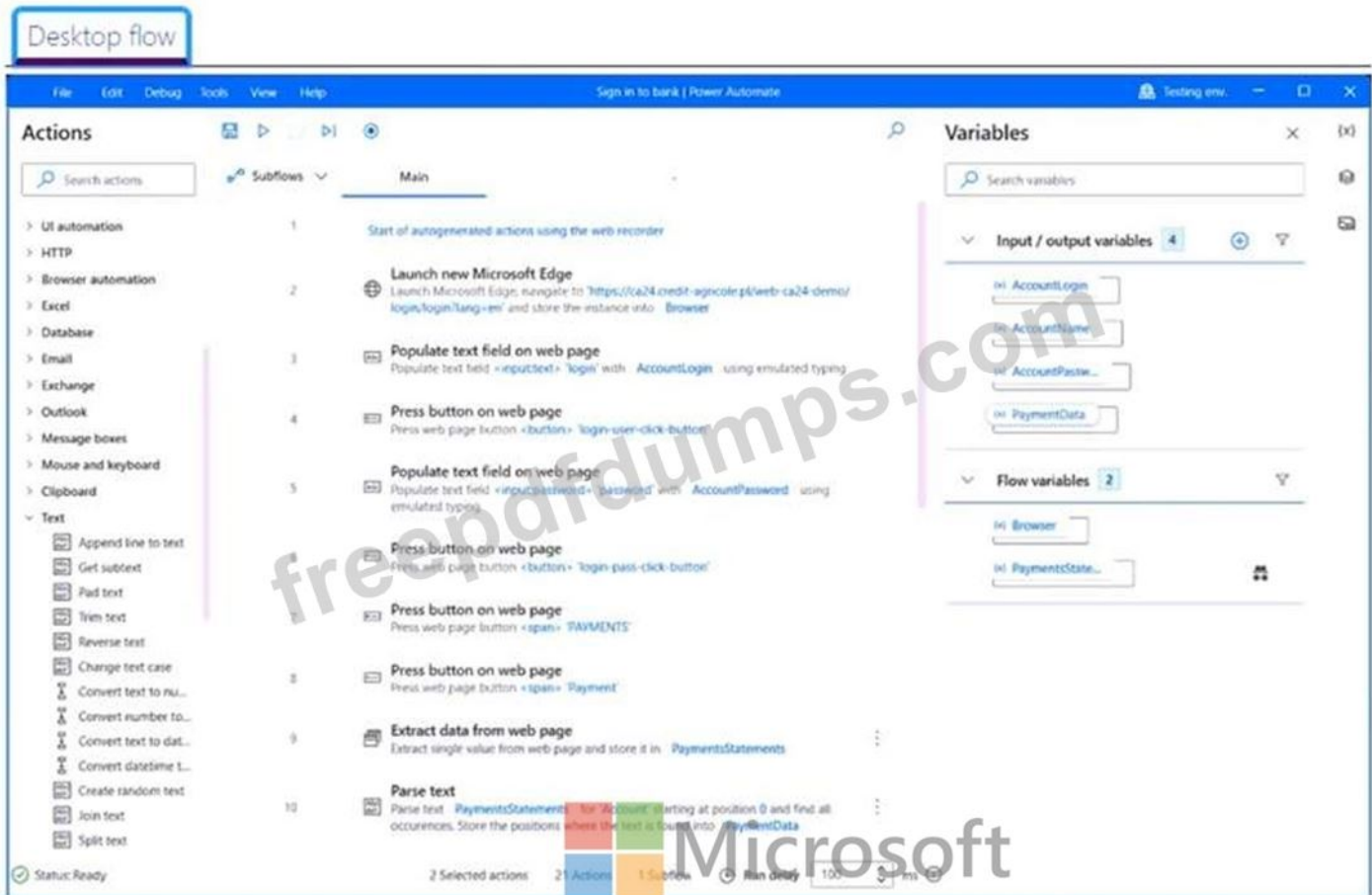
NEW QUESTION: 88

You are developing an automation solution for a bank. The solution will use a cloud flow and a desktop flow. The cloud flow retrieves sensitive information from Azure Key Vault and must pass the information to the desktop flow.

You configure a Get secret action as shown in the Get secret exhibit. (Click the Get Secret tab.)



You configure the desktop flow as shown in the Desktop flow exhibit. (Click the Desktop flow tab.)



You need to ensure that no one can preview sensitive information by viewing the cloud flow or desktop flow run details.

For each of the following statements, select Yes if the statement is true. Otherwise, select No.

NOTE: Each correct selection is worth one point.

Statement	Yes	No
The Get Secret action is configured to protect sensitive data in the cloud flow.	<input type="radio"/>	<input type="radio"/>
The desktop flow is configured to protect account login and password data.	<input type="radio"/>	<input type="radio"/>
Data extracted by the desktop flow is visible to users.	<input type="radio"/>	<input type="radio"/>

Answer:

Answer Area	Microsoft	Yes	No
Statement			
The Get Secret action is configured to protect sensitive data in the cloud flow.		<input type="radio"/>	<input checked="" type="radio"/>
The desktop flow is configured to protect account login and password data.		<input type="radio"/>	<input checked="" type="radio"/>
Data extracted by the desktop flow is visible to users.		<input checked="" type="radio"/>	<input type="radio"/>

NEW QUESTION: 89

You are developing automation solutions for a company. You need to use an environment variable in a cloud flow.

Which three actions should you perform in sequence? To answer, move the appropriate actions from the list of actions to the order.

Actions

- Add an environment variable to a solution.
- Create a cloud flow in a solution.
- Navigate to <https://flow.microsoft.com>.
- Navigate to <https://admin.powerplatform.com>.
- Select the desired environment variable.

Answer Area

Answer:

Answer Area

- Create a cloud flow in a solution.
- Add an environment variable to a solution.
- Navigate to <https://admin.powerplatform.com>.

- 1 - Create a cloud flow in a solution.
- 2 - Add an environment variable to a solution.
- 3 - Navigate to <https://admin.powerplatform.com>.

NEW QUESTION: 90

You are developing desktop flows for a company.

You need to use Recorder to record steps that you are performing in target applications.

Which recording modes will Recorder use? To answer, drag the appropriate recording modes to the correct target applications. Each recording mode may be used once, more than once, or not at all. You may need to drag the split bar between panes or scroll to view content.

NOTE: Each correct selection is worth one point.

Recording modes

- Standard
- Image based
- Web

Answer Area



Microsoft

Target application

- Web browser
- iFrame within a web browser
- Java applet
- Windows application

Recording mode

-
-
-
-

Answer:

Recording modes

- Standard
- Image based
- Web

Answer Area

Target application

- Web browser
- iFrame within a web browser
- Java applet
- Windows application

Recording mode

- Standard
- Web
- Image based
- Standard




Windows application
Microsoft

Explanation

Graphical user interface, application Description automatically generated

Answer Area

Target application	Recording mode
Web browser	Standard
iFrame within a web browser	Web
Java applet	Image based
Windows application	Standard



NEW QUESTION: 91

You develop automation solutions for a company.


You need to implement actions to meet the company's requirements.

What should you do? To answer, select the appropriate options in the answer area.

NOTE: Each correct selection is worth one point.

Answer Area

Scenario	Requirement	Action
You have a desktop flow that is currently in queue.	You must ensure that the flow is the next flow to run.	<input type="checkbox"/> Move to the top <input type="checkbox"/> Change the priority <input type="checkbox"/> Cancel and resubmit the flow
You have a business-critical desktop flow that runs on a virtual machine. The virtual machine also handles multiple ad-hoc desktop flows.	You must ensure that the business-critical flow runs when it is needed.	<input type="checkbox"/> Change the priority <input type="checkbox"/> Move to the top <input type="checkbox"/> Created a scheduled trigger



Answer:

Scenario	Requirement	Action
You have a desktop flow that is currently in queue.	You must ensure that the flow is the next flow to run.	<input type="checkbox"/> Move to the top <input type="checkbox"/> Change the priority <input type="checkbox"/> Cancel and resubmit the flow
You have a business-critical desktop flow that runs on a virtual machine. The virtual machine also handles multiple ad-hoc desktop flows.	You must ensure that the business-critical flow runs when it is needed.	<input type="checkbox"/> Change the priority <input type="checkbox"/> Move to the top <input type="checkbox"/> Created a scheduled trigger

Explanation

Scenario	Requirement	Action
You have a desktop flow that is currently in queue.	You must ensure that the flow is the next flow to run.	<input type="checkbox"/> Move to the top <input type="checkbox"/> Change the priority <input type="checkbox"/> Cancel and resubmit the flow
You have a business-critical desktop flow that runs on a virtual machine. The virtual machine also handles multiple ad-hoc desktop flows.	You must ensure that the business-critical flow runs when it is needed.	<input type="checkbox"/> Change the priority <input type="checkbox"/> Move to the top <input type="checkbox"/> Created a scheduled trigger

Valid PL-500 Dumps shared by Actual4test.com for Helping Passing PL-500 Exam! Actual4test.com now offer the **newest PL-500 exam dumps**, the Actual4test.com PL-500 exam **questions have been updated** and **answers have been corrected** get the **newest** Actual4test.com PL-500 dumps with Test Engine here:

https://www.actual4test.com/PL-500_examcollection.html (172 Q&As Dumps, **30%OFF**)

Special Discount: Freepdfdumps)

NEW QUESTION: 92

You develop automation solutions for a company.

You need to package the solutions.

What should you use? To answer, select the appropriate options in the answer are a. NOTE:

Each correct selection is worth one point.

Requirement	Solution type
Share the solution with a colleague who uses a personal development environment.	<input type="checkbox"/> managed <input type="checkbox"/> unmanaged
Deploy the final solution to a production environment and prevent further development.	<input type="checkbox"/> managed <input type="checkbox"/> unmanaged

Answer:

Answer Area

Requirement
 Share the solution with a colleague who uses a personal development environment.
 Deploy the final solution to a production environment and prevent further development.

Solution type

managed
 unmanaged

managed
 unmanaged

NEW QUESTION: 93

You need to implement the scripting action for the Member Management System flow.

What should you use? To answer, select the appropriate options in the answer area.

NOTE: Each correct selection is worth one point

Answer Area



Scripting action feature

Scripting action type

Field retrieved by the script

Variable produced

Scripting action component or output

- Run JavaScript Function on webpage
- Run JavaScript Function on webpage
- Run Python script
- Run PowerShell script
- Run VBScript

- Document
- Address
- Document
- Children
- InnerText

- Result
- Result
- PowershellOutput
- JavascriptOutput
- ScriptError

Answer:

Answer Area

Scripting action feature
 Scripting action type

Scripting action component or output

Run JavaScript Function on webpage
 Run JavaScript Function on webpage
 Run Python script
 Run PowerShell script
 Run VBScript

Field retrieved by the script

Document
 Address
 Document
 Children
 InnerText

Variable produced

Result
 Result
 PowershellOutput
 JavascriptOutput
 ScriptError

Explanation

A close-up of a text Description automatically generated

Answer Area

Scripting action feature

Scripting action type

Field retrieved by the script

Variable produced

Scripting action component or output

Run JavaScript Function on webpage

Document

Result

NEW QUESTION: 94

You are developing a custom connector.

You need to create the definition for the connector.

Which features should you use? To answer, select the appropriate options in the answer area.

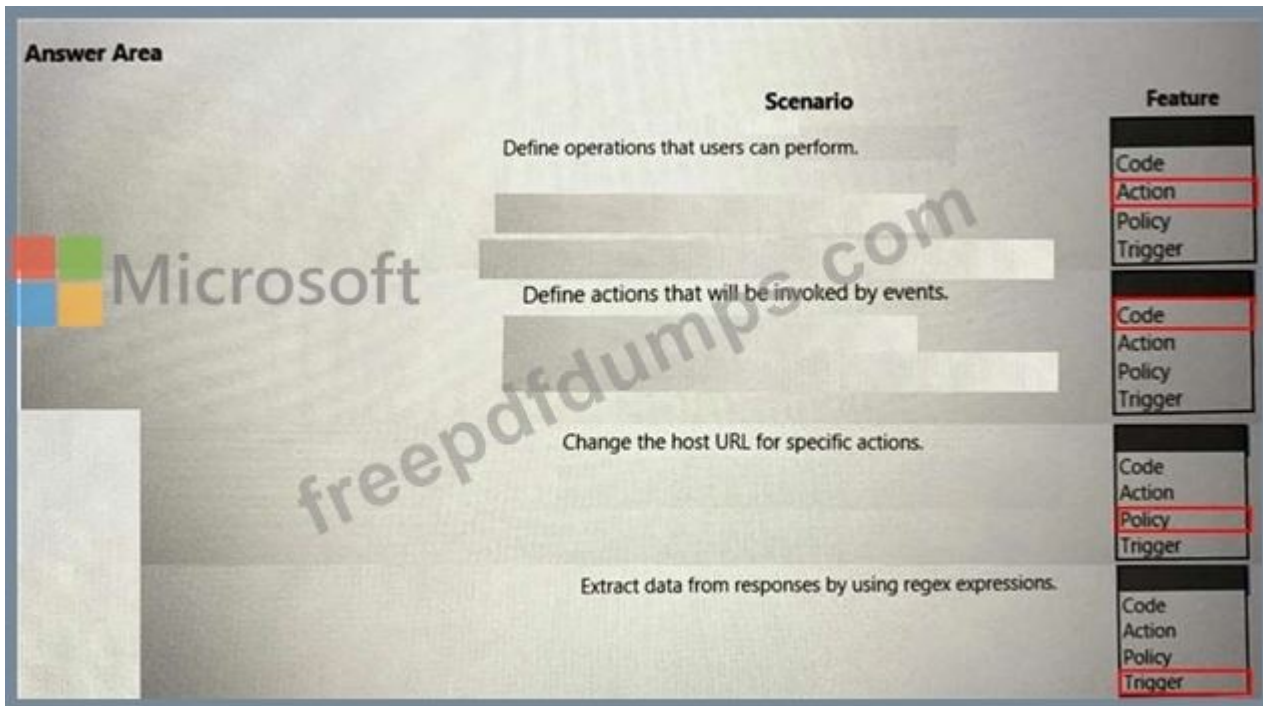
NOTE: Each correct selection is worth one point.

Answer Area

Microsoft

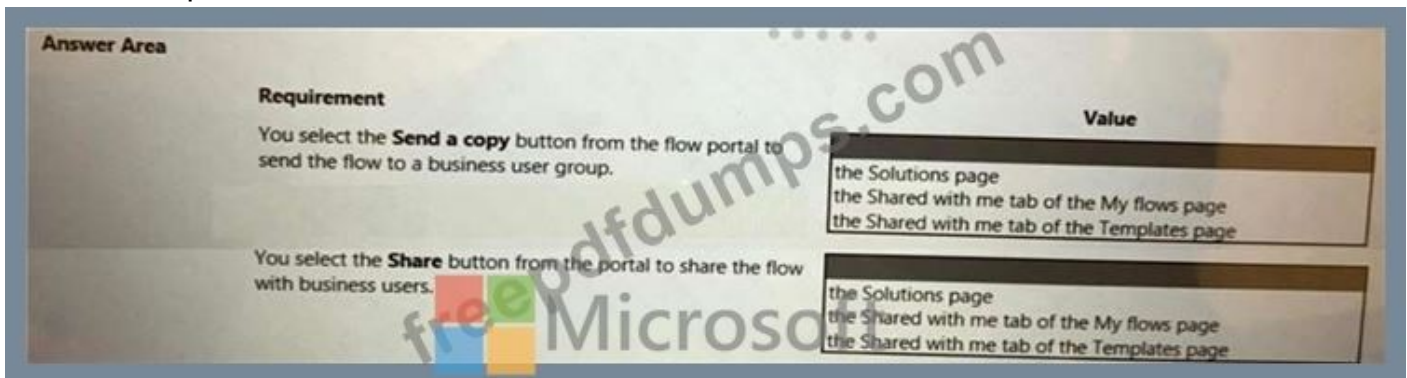
Scenario	Feature
Define operations that users can perform.	Code Action Policy Trigger
Define actions that will be invoked by events.	Code Action Policy Trigger
Change the host URL for specific actions.	Code Action Policy Trigger
Extract data from responses by using regex expressions.	Code Action Policy Trigger

Answer:

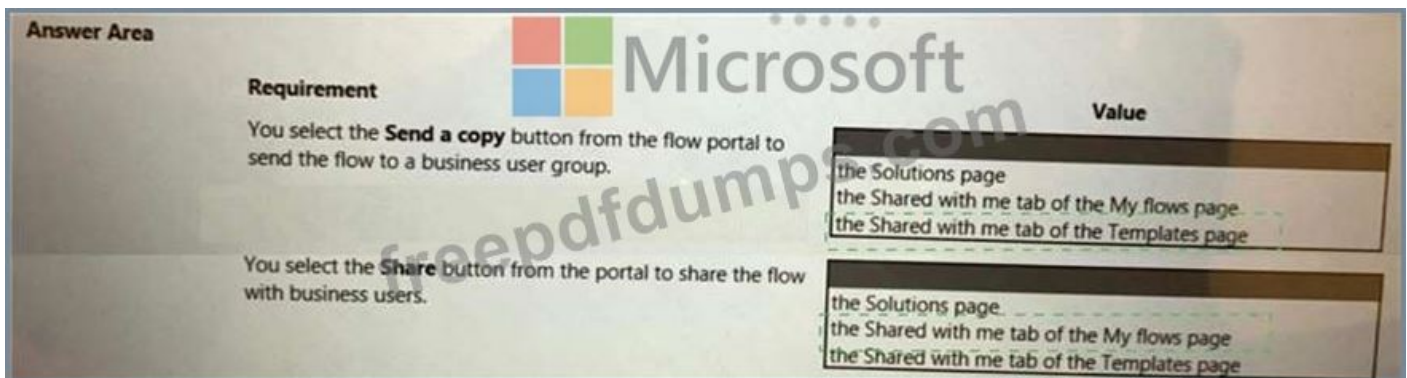


NEW QUESTION: 95

You develop Power Automate flows for a company. You need to help users locate and run the flows. Where should you direct users to find the flows? To answer NOTE: Each correct selection is worth one point.



Answer:



Explanation

Graphical user interface, text, application, email Description automatically generated

Answer Area

Requirement

You select the **Send a copy** button from the flow portal to send the flow to a business user group.

Value

- the Solutions page
- the Shared with me tab of the My flows page
- the Shared with me tab of the Templates page

You select the **Share** button from the portal to share the flow with business users.



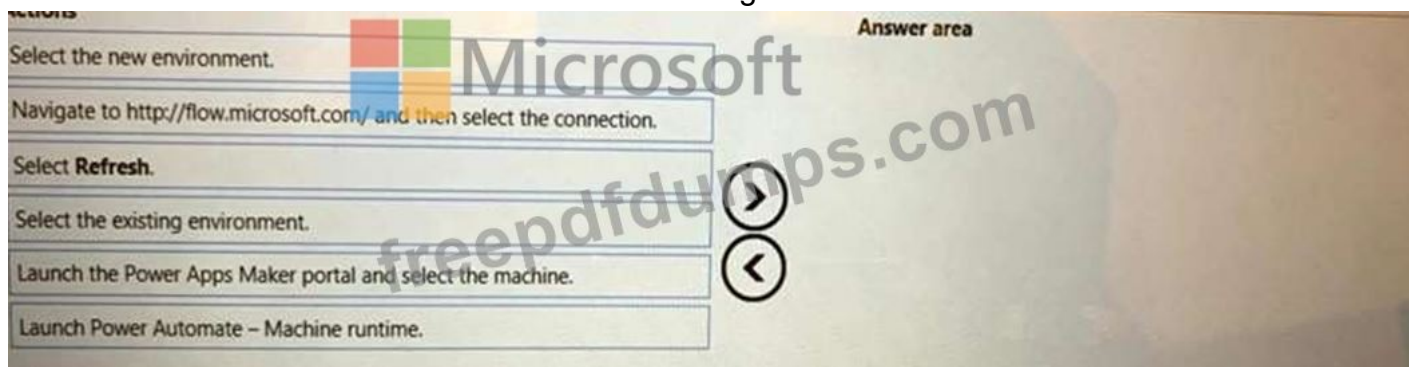
- the Solutions page
- the Shared with me tab of the My flows page
- the Shared with me tab of the Templates page

NEW QUESTION: 96

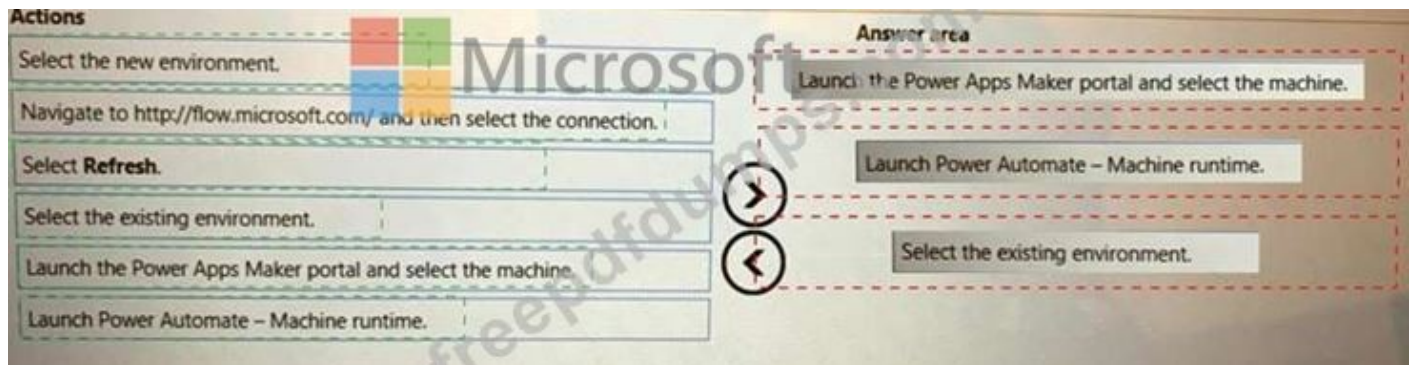
You have a machine that runs an automation solution.

You need to move the machine to a different environment.

Which three actions should you perform in sequence? To answer, move the appropriate actions from the list of actions to the answer area and arrange them in the correct order.



Answer:



Explanation:

Graphical user interface, text, application, email Description automatically generated

Answer Area

- Launch the Power Apps Maker portal and select the machine.
- Launch Power Automate - Machine runtime.
- Select the new environment.

NEW QUESTION: 97

You need to configure permissions for the Purchase order quantity flow. Which permission should you assign?

- A. Co-owner
- B. Run-only user
- C. Owner

D. User

Answer: B (LEAVE A REPLY)

Explanation

To configure permissions for the Purchase order quantity flow, you should assign the run-only user permission to the finance clerk. This will allow them to run the flow without being able to edit or share it¹. The other permissions are not suitable for this scenario because:

Co-owner permission would give the finance clerk full access to edit, share, and delete the flow, which is not necessary or desirable¹.

Owner permission would transfer the ownership of the flow to the finance clerk, which would remove your access and control over it¹.

User permission would not allow the finance clerk to run the flow at all, only to view it¹.

NEW QUESTION: 98

A company develops an automation solution.

You need to manage the flows. To answer, select the appropriate options in the answer area.

NOTE: Each correct selection is worth one point.

Answer:

NEW QUESTION: 99

You need to configure the desktop action for the MaintenanceScheduler cloud flow. Which two actions should you perform? Each correct answer presents part of the solution. NOTE: Each correct selection is worth one point.

- A. Select machine settings in Power Automate for desktop.
- B. Select the Timeout property and update the duration to PT20M.
- C. Select the Timeout property and update the duration to P20M.
- D. Launch Power Automate for desktop.
- E. Navigate to Desktop flow action settings in the cloud flow.

Answer: A,B (LEAVE A REPLY)

Explanation

According to the scenario, you want to configure the desktop action to run on any available machine in a machine group and to time out after 20 minutes if no machine is available. To do this, you need to select machine settings in Power Automate for desktop and choose a machine group as the target device for your desktop action. Then, you need to select the Timeout property and update the duration to PT20M, which stands for 20 minutes in ISO 8601 format. You do not need to launch Power Automate for desktop or navigate to Desktop flow action settings in the cloud flow, as these steps are not relevant for configuring the desktop action. You also do not need to select C as an answer, as P20M is not a valid ISO 8601 duration format.

NEW QUESTION: 100

You are developing a new release for an automation solution.


You need to use the right feature.

Which feature should you use? To answer, select the appropriate options in the answer area.

NOTE: Each correct selection is worth one point.

Answer Area

Scenario	Action
Upgrade a single cloud flow from a solution.	Clone a patch. Clone a solution. Export as managed solution. Export as unmanaged solution.
Release a new major version of a solution.	Clone a patch. Clone a solution. Export as managed solution. Export as unmanaged solution.
Synchronize solution components between development and production environments.	Update. Upgrade. Import as managed solution. Import as unmanaged solution.
Overwrite a solution in a production environment.	Update. Upgrade. Import as managed solution. Import as unmanaged solution.



Answer:

Answer Area

Scenario	Action
Upgrade a single cloud flow from a solution.	Clone a patch. Clone a solution. Export as managed solution. Export as unmanaged solution.
Release a new major version of a solution.	Clone a patch. Clone a solution. Export as managed solution. Export as unmanaged solution.
Synchronize solution components between development and production environments.	Update. Upgrade. Import as managed solution. Import as unmanaged solution.
Overwrite a solution in a production environment.	Update. Upgrade. Import as managed solution. Import as unmanaged solution.

Explanation

Graphical user interface, text, application, email Description automatically generated

Answer Area

Scenario

Action

Upgrade a single cloud flow from a solution.

- Clone a patch.
- Clone a solution.
- Export as managed solution.
- Export as unmanaged solution.

Release a new major version of a solution.

- Clone a patch.
- Clone a solution.
- Export as managed solution.
- Export as unmanaged solution.

Synchronize solution components between development and production environments.

- Update.
- Upgrade.
- Import as managed solution.
- Import as unmanaged solution.

Overwrite a solution in a production environment.

- Update.
- Upgrade.
- Import as managed solution.
- Import as unmanaged solution.

NEW QUESTION: 101

You are developing automation solutions for a company.

You need to select the components to use for each scenario. You must minimize development efforts. Which methods should you use? To answer, select the appropriate options in the answer area.

NOTE: Each correct selection is worth one point.

Scenario	Component
Query items from a SharePoint list.	<ul style="list-style-type: none"> Built-in connector Custom connector HTTP connector Azure API Management
Share methods from a third-party REST API with an organization.	<ul style="list-style-type: none"> Built-in connector Custom connector HTTP connector Browser automation
Call a Microsoft Graph API endpoint using application permissions.	<ul style="list-style-type: none"> Built-in connector Custom connector HTTP connector Azure API Management

Answer:

Scenario	Component
Query items from a SharePoint list.	<ul style="list-style-type: none"> Built-in connector Custom connector HTTP connector Azure API Management
Share methods from a third-party REST API with an organization.	<ul style="list-style-type: none"> Built-in connector Custom connector HTTP connector Browser automation
Call a Microsoft Graph API endpoint using application permissions.	<ul style="list-style-type: none"> Built-in connector Custom connector HTTP connector Azure API Management

NEW QUESTION: 102

You need to resolve the issue with the DataCollector flow.

What are two possible ways to achieve the goal? Each correct answer presents a complete solution.

NOTE: Each correct selection is worth one point

- A. Add an If web page contains action to determine whether a field exists and write data only when true.
- B. Configure the Populate text field on a web page actions to continue running the flow in case of error.
- C. Replace the Populate text field on a web page action with the Send keys action to write data.
- D. Remove the Focus text field on a web page actions that precede actions which write data to text fields.
- E. Modify selectors to ensure that field attributes are mapped correctly.

Answer: (SHOW ANSWER)

According to the scenario, the DataCollector flow sometimes fails because some fields on web pages are missing or have different attributes than expected. To resolve this issue, you can use one of these two methods:

- * Add an If web page contains action before each Populate text field on a web page action to determine whether a field exists on the web page and write data only when true. This way, you can avoid errors caused by missing fields.
- * Modify selectors for each Populate text field on a web page action to ensure that field attributes are mapped correctly and match those on web pages. This way, you can avoid errors caused by mismatched attributes.

NEW QUESTION: 103

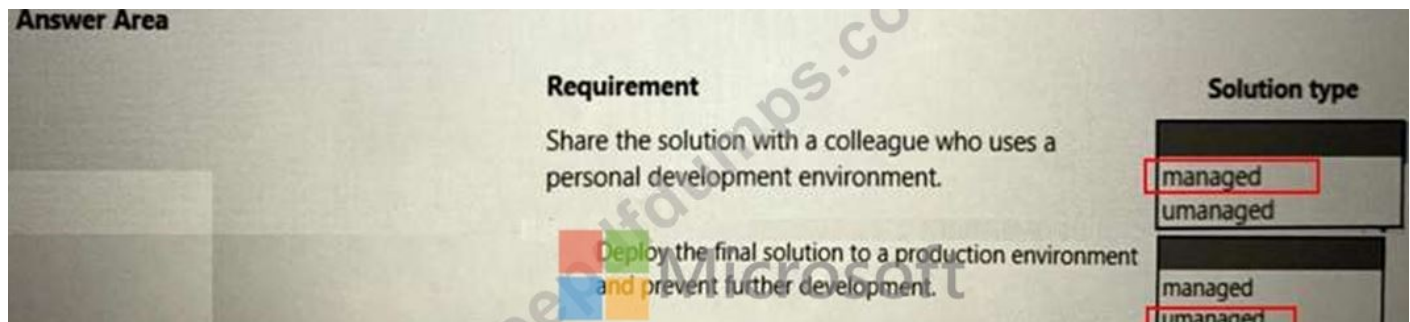
You develop automation solutions for a company.

You need to package the solutions.

What should you use? To answer, select the appropriate options in the answer area. NOTE: Each correct selection is worth one point.



Answer:



NEW QUESTION: 104

You are developing an RPA solution that requires browser automation. You are testing the flow. You observe that the flow does not interact with web page elements in Microsoft Edge. You need to troubleshoot the issue. What should you do?

- A. Enable error handling on the action to retry on failure.
- B. Ensure the UI flows/Selenium extension is downloaded and enabled in Microsoft Edge.
- C. Open Power Automate machine runtime and select Troubleshoot
- D. Ensure the Power Automate for desktop browser extension is downloaded and enabled in Microsoft Edge.

Answer: B (LEAVE A REPLY)

This action is necessary because browser automation actions require a browser extension to communicate with the web browser¹. The UI flows/Selenium extension is compatible with Microsoft Edge and can be downloaded from here³. You also need to enable the extension in Microsoft Edge by following these steps:

Open Microsoft Edge and select Settings and more > Extensions.

Find the UI flows/Selenium extension and turn on the toggle switch next to it.

Restart Microsoft Edge.

NEW QUESTION: 105

You develop a desktop flow for a company.

You need to ensure that another user can modify the flow.

Which three actions should you perform in sequence? To answer, move the appropriate actions from the order.



Answer:

Answer Area

Navigate to https://flow.microsoft.com.
Add people and select the co-owner access type.
Select a flow and select Share.

- 1 - Navigate to https://flow.microsoft.com.
- 2 - Add people and select the co-owner access type.
- 3 - Select a flow and select Share.

NEW QUESTION: 106

You need to determine the formula to use for the time entry posting automation.

Which formula should you use?

- A. 'Submit Time Entry'.Run(dpStartDate.InputTextPlaceholder, dpEndDate.InputTextPlaceholder, varUserName)
- B. 'Submit Time Entry'.Run(dpStartDate.SelectedDate, dpEndDate.SelectedDate, inptDescription.Text)
- C. 'Submit Time Entry'.Run(dpStartDate.SelectedDate, dpEndDate.SelectedDate, varUserName)
- D. 'Submit Time Entry'.Run(dpStartDate.InputTextPlaceholder, dpEndDate.InputTextPlaceholder, inptDescription.Text)

Answer: B ([LEAVE A REPLY](#))

Valid PL-500 Dumps shared by Actual4test.com for Helping Passing PL-500 Exam!
Actual4test.com now offer the **newest PL-500 exam dumps**, the Actual4test.com PL-500 exam **questions have been updated** and **answers have been corrected** get the **newest** Actual4test.com PL-500 dumps with Test Engine here:
https://www.actual4test.com/PL-500_examcollection.html (172 Q&As Dumps, **30%OFF** Special Discount: **Freepdfdumps**)

NEW QUESTION: 107

You are designing automation processes for a company.

You need to select the appropriate action for each automation scenario.

Which actions should you perform? To answer, select the appropriate options in the answer area.

NOTE: Each correct selection is worth one point.

The screenshot shows a Microsoft exam question interface. At the top center is the Microsoft logo. Below it, there are three requirement boxes on the left and three action selection boxes on the right. The first requirement is 'Automate keyboard input and mouse movements for a product ordering website that does not have an API.' The second is 'Automate a process for a desktop application that provides an API with authenticated access.' The third is 'Automate keyboard input and mouse movements for a desktop application.' The first action selection box contains 'Add an HTTP trigger.', 'Create a custom connector.', and 'Create a desktop flow.'. The second action selection box contains 'Create and run a dataflow.', 'Create a custom connector.', 'Create and run a Dataverse view.', and 'Create a desktop flow.'. The third action selection box contains 'Create a custom connector.', 'Create a cloud flow.', and 'Create a desktop flow.'. A large watermark 'freepdfdumps.com' is visible across the center of the screenshot.

Answer:

Answer Area

Requirement

Automate keyboard input and mouse movements for a product ordering website that does not have an API.

Automate a process for a desktop application that provides an API with authenticated access.

Automate keyboard input and mouse movements for a desktop application.

Action

- Add an HTTP trigger.
- Create a custom connector.
- Create a desktop flow.
- Create and run a dataflow.
- Create a custom connector.
- Create and run a Dataverse view.
- Create a desktop flow.
- Create a custom connector.
- Create a cloud flow.
- Create a desktop flow.

NEW QUESTION: 108

You are developing automation solutions for a company.

You need to use an environment variable in a cloud flow.

Which three actions should you perform in sequence? To answer, move the appropriate actions from the list of actions to the answer area and arrange them in the correct order.

Actions

- Add an environment variable to a solution.
- Create a cloud flow in a solution.
- Navigate to <https://flow.microsoft.com>.
- Navigate to <https://admin.powerplatform.com>.
- Select the desired environment variable.

Answer Area

Answer:

Answer Area

- Navigate to <https://admin.powerplatform.com>.
- Create a cloud flow in a solution.
- Select the desired environment variable.

- 1 - Navigate to <https://admin.powerplatform.com>.
- 2 - Create a cloud flow in a solution.
- 3 - Select the desired environment variable.

NEW QUESTION: 109

A company uses Microsoft 365 apps. You are building a flow that is triggered when a new email arrives.

If an email message contains a Microsoft Excel workbook attachment the solution must post the Excel data to an external customer relationship management (CRM) system that runs on a user's workstation. The CRM system is not accessible by using an API.

You need to design the solution.

Which three actions should you perform? Each correct answer presents part of the solution.

NOTE: Each correct selection is worth one point.

- A. Implement the Retrieve email messages action from a desktop flow.
- B. Create a desktop flow and define an input variable of type file.
- C. Create a desktop flow.
- D. Implement the When a new email arrives trigger in a cloud flow.
- E. Implement the Create file action from the OneDrive connector in a cloud flow.

Answer: ([SHOW ANSWER](#))

NEW QUESTION: 110

You are developing a cloud flow.

The flow must be able to query several Azure endpoints and must use standard actions where possible.


You need to configure the flow.

Which actions should you use? To answer, select the appropriate options in the answer area.

NOTE: Each correct selection is worth one point.

Requirement	Action
Issue POST requests to the Microsoft Graph API by using application permissions.	<input type="checkbox"/> HTTP <input type="checkbox"/> HTTP with Azure AD <input type="checkbox"/> Send an HTTP request to SharePoint <input type="checkbox"/> Office 365 groups send an HTTP request
Issue GET requests to the Microsoft Graph API by using delegated permissions.	<input type="checkbox"/> HTTP <input type="checkbox"/> HTTP with Azure AD <input type="checkbox"/> Send an HTTP request to SharePoint <input type="checkbox"/> Office 365 groups send an HTTP request
Issue POST requests to Office 365 Management APIs by using delegated permissions.	<input type="checkbox"/> HTTP <input type="checkbox"/> HTTP with Azure AD <input type="checkbox"/> Send an HTTP request to SharePoint <input type="checkbox"/> Office 365 groups send an HTTP request
Issue GET requests to the SharePoint REST API by using delegated permissions.	<input type="checkbox"/> HTTP <input type="checkbox"/> HTTP with Azure AD <input type="checkbox"/> Send an HTTP request to SharePoint <input type="checkbox"/> Office 365 groups send an HTTP request
Issue POST requests to SharePoint REST API by using application permissions.	<input type="checkbox"/> HTTP <input type="checkbox"/> HTTP with Azure AD <input type="checkbox"/> Send an HTTP request to SharePoint <input type="checkbox"/> Office 365 groups send an HTTP request

Answer:

Answer Area		Action
Issue POST requests to the Microsoft Graph API by using application permissions.		HTTP HTTP with Azure AD Send an HTTP request to SharePoint Office 365 groups send an HTTP request
Issue GET requests to the Microsoft Graph API by using delegated permissions.		HTTP HTTP with Azure AD Send an HTTP request to SharePoint Office 365 groups send an HTTP request
Issue POST requests to Office 365 Management APIs by using delegated permissions.		HTTP HTTP with Azure AD Send an HTTP request to SharePoint Office 365 groups send an HTTP request
Issue GET requests to the SharePoint REST API by using delegated permissions.		HTTP HTTP with Azure AD Send an HTTP request to SharePoint Office 365 groups send an HTTP request
Issue POST requests to SharePoint REST API by using application permissions.		HTTP HTTP with Azure AD Send an HTTP request to SharePoint Office 365 groups send an HTTP request

Explanation

Graphical user interface, text, application, email Description automatically generated

Requirement	Action
Issue POST requests to the Microsoft Graph API by using application permissions.	HTTP HTTP with Azure AD Send an HTTP request to SharePoint Office 365 groups send an HTTP request
Issue GET requests to the Microsoft Graph API by using delegated permissions.	HTTP HTTP with Azure AD Send an HTTP request to SharePoint Office 365 groups send an HTTP request
Issue POST requests to Office 365 Management APIs by using delegated permissions.	HTTP HTTP with Azure AD Send an HTTP request to SharePoint Office 365 groups send an HTTP request
Issue GET requests to the SharePoint REST API by using delegated permissions.	HTTP HTTP with Azure AD Send an HTTP request to SharePoint Office 365 groups send an HTTP request
Issue POST request to SharePoint REST API by using application permissions.	HTTP HTTP with Azure AD Send an HTTP request to SharePoint Office 365 groups send an HTTP request

NEW QUESTION: 111

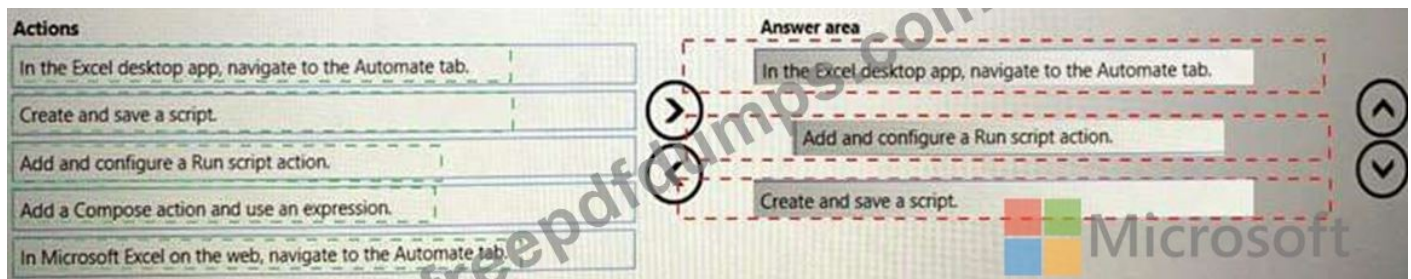
You are developing automation solutions for a company.

You need to use Microsoft Office scripts in a cloud flow to calculate the number of business days between two dates.

Which three actions should you perform in sequence?

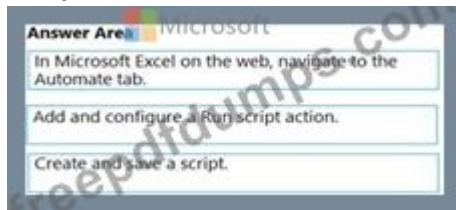
To order, answer, move the appropriate actions from the list of actions to the answer area and arrange them in the correct order.

Answer:



Explanation

Graphical user interface, text Description automatically generated



NEW QUESTION: 112

You are developing a custom connector.

You need to create the definition for the connector.

Which features should you use? To answer, select the appropriate options in the answer area.

NOTE: Each correct selection is worth one point.

Answer Area

Scenario

Feature

Define operations that users can perform.

▼

- Code
- Action
- Policy
- Trigger

Define actions that will be invoked by events.

▼

- Code
- Action
- Policy
- Trigger

Change the host URL for specific actions.



Microsoft

▼


- Code
- Action
- Policy
- Trigger

Extract data from responses by using regex expressions.

▼

- Code
- Action
- Policy
- Trigger

Answer:

Answer Area	Scenario	Feature
Define operations that users can perform.		Code Action Policy Trigger
Define actions that will be invoked by events.		<input type="text" value=""/> Code Action Policy Trigger
Change the host URL for specific actions.		<input type="text" value=""/> Code Action Policy Trigger
Extract data from responses by using regex expressions.		<input type="text" value=""/> Code Action Policy Trigger

Explanation

Graphical user interface, application Description automatically generated

Answer Area

Scenario

Define operations that users can perform.



Define actions that will be invoked by events.

Change the host URL for specific actions.

Extract data from responses by using regex expressions.

Feature

Code
Action
Policy
Trigger
Code
Action
Policy
Trigger
Code
Action
Policy
Trigger
Code
Action
Policy
Trigger

NEW QUESTION: 113

A company stores confidential documents in a SharePoint document library.

A developer must create an automation solution in a default environment that processes documents from the SharePoint library and uploads approved documents to Azure File Storage for archiving purposes. The automation must meet the following requirements:

- * Prevent modification or deletion of approved documents from Azure File Storage.
- * Prevent sharing of documents from SharePoint or Azure File Storage.

You need to configure a data loss prevention (DLP) policy.

Which five actions should you perform in sequence? To answer, move the appropriate actions from the list of actions to the answer area and arrange them in the correct order.

Actions	Answer Area
Set the policy scope to Exclude certain environments and add the default environment.	
Add the SharePoint and Approvals connectors to the Business category. Add the Azure File Storage connector to the Blocked category.	
Configure Azure File Storage connector actions.	
Set the policy scope to Add multiple environments and add the default environment.	
Add the SharePoint, Azure File Storage, and Approvals connectors to the Business category.	
Add the SharePoint, Azure File Storage, and Approvals connectors to the Non-business category.	
Confirm and save the policy.	
Create a new data policy in the Microsoft Power Platform admin center.	

Answer:

Set the policy scope to Exclude certain environments and add the default environment.	Create a new data policy in the Microsoft Power Platform admin center.
Add the SharePoint and Approvals connectors to the Business category. Add the Azure File Storage connector to the Blocked category.	Set the policy scope to Exclude certain environments and add the default environment.
Configure Azure File Storage connector actions.	Add the SharePoint and Approvals connectors to the Business category. Add the Azure File Storage connector to the Blocked category.
Set the policy scope to Add multiple environments and add the default environment.	Configure Azure File Storage connector actions.
Add the SharePoint, Azure File Storage, and Approvals connectors to the Business category.	Confirm and save the policy.
Add the SharePoint, Azure File Storage, and Approvals connectors to the Non-business category.	
Confirm and save the policy.	
Create a new data policy in the Microsoft Power Platform admin center.	

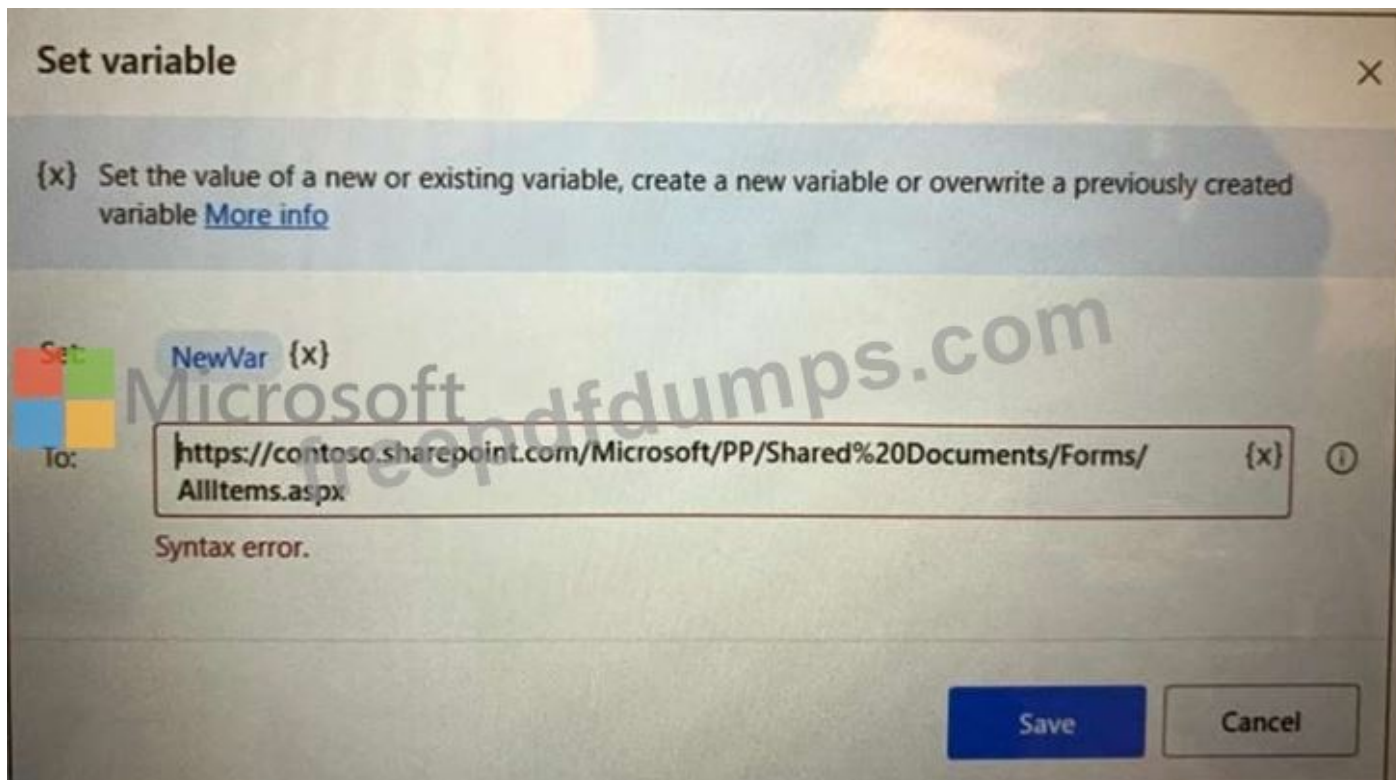
Explanation

Answer Area
Create a new data policy in the Microsoft Power Platform admin center.
Set the policy scope to Exclude certain environments and add the default environment.
Add the SharePoint and Approvals connectors to the Business category. Add the Azure File Storage connector to the Blocked category.
Configure Azure File Storage connector actions.
Confirm and save the policy.

Table Description automatically generated

NEW QUESTION: 114

You create a variable named NewVar as shown in the configuration screen below.



You attempt to set the value of NewVar to the following URL:

`https://contoso.sharepoint.com/Microsoft/PP/Shared%20Documents/Forms/AllItems.aspx`

The Set variable page alerts you that there is a syntax error. You need to resolve the issue. What should you do?

- A. Replace the forward slash characters (/) with two forward slash characters (//).
- B. Escape the forward slash characters (/) with a back slash (\).
- C. Replace the percent sign (%) with two percent signs (%%).
- D. Escape the percent sign (%) with a back slash (\%).

Answer: B (LEAVE A REPLY)

Valid PL-500 Dumps shared by Actual4test.com for Helping Passing PL-500 Exam! Actual4test.com now offer the **newest PL-500 exam dumps**, the Actual4test.com PL-500 exam **questions have been updated** and **answers have been corrected** get the **newest** Actual4test.com PL-500 dumps with Test Engine here:

https://www.actual4test.com/PL-500_examcollection.html (172 Q&As Dumps, **30%OFF**

Special Discount: Freepdfdumps)