

# NetworkAppliance.NS0-516.v2022-02-12.q62

<b>Exam Code:</b>	NS0-516
<b>Exam Name:</b>	NetApp Implementation Engineer SAN Specialist E-Series (NCIE)
<b>Certification Provider:</b>	Network Appliance
<b>Free Question Number:</b>	62
<b>Version:</b>	v2022-02-12
<b># of views:</b>	1466
<b># of Questions views:</b>	620
<a href="https://www.freepdfdumps.com/NetworkAppliance.NS0-516.v2022-02-12.q62.html">https://www.freepdfdumps.com/NetworkAppliance.NS0-516.v2022-02-12.q62.html</a>	

## NEW QUESTION: 1

Exhibit:



Referring to the exhibit, which three statements are true? (Choose three)

- A. There are four SAS host ports available
- B. There are two FC/iSCSI host ports available
- C. There are two Base-T iSCSI ports available
- D. There are two SAS expansion ports available
- E. There are six SAS host ports available

**Answer: A,B,D (LEAVE A REPLY)**

## NEW QUESTION: 2

Which three connection types would be used between the host and the storage array in a switched environment? (Choose three.) Note: Answers to this question are not verified by our experts, please study yourself and select the appropriate answers.

Contribute: Please send the correct answers with reference text/link on [feedback@nwexam.com](mailto:feedback@nwexam.com) to get up to 50% cashback.

- A. Fibre Channel
- B. Ethernet
- C. InfiniBand
- D. direct attach
- E. USB-C

**Answer: A,C,E ([LEAVE A REPLY](#))**

**NEW QUESTION: 3**

What is the maximum number of FC host interface cards used per NetApp EF600 storage array?

- A. 4
- B. 3
- C. 2
- D. 1

**Answer: A ([LEAVE A REPLY](#))**

**NEW QUESTION: 4**

A company is using the Federal Information Processing Standard (FIPS) on all volume groups. However, one volume group failed a security audit.

In this scenario what would cause a volume group to fail the security audit?

- A. Data Assurance was changed to "disabled" for the volume group
- B. Connectivity to the key server was interrupted
- C. The Secure Erase operation was applied to the volume group disks
- D. An FDE drive was added as a spare in the volume group

**Answer: D ([LEAVE A REPLY](#))**

**NEW QUESTION: 5**

Which storage manager feature scans the system for issues, reports them, and suggests procedures that will correct the issue?

- A. Diagmon
- B. Performance monitor
- C. Recovery guru
- D. Event Log
- E. Storage array diagnostics

**Answer: ([SHOW ANSWER](#))**

**NEW QUESTION: 6**

Synchronous mirroring requires what type of connection between storage systems? (Choose the best answer.)

- A. iSCSI
- B. InfiniBand
- C. FC
- D. SAS

**Answer: C ([LEAVE A REPLY](#))**

**NEW QUESTION: 7**

When working on a customer's E-Series system to configure LDAP, you realize that you need to complete a Certificate Signing Request to receive a certificate.

In this scenario, when entering the information for the CSR, what information do you need from the controllers themselves? (Choose three.)

- A. the controller's alternate IP addresses
- B. the controller's serial number
- C. the controller's alternate names
- D. the controller's geographical location
- E. the controller's common name

**Answer: A,C,E ([LEAVE A REPLY](#))**

#### **NEW QUESTION: 8**

Which file contains the configuration for a multipath driver for FC on Linux systems?

- A. /etc/kernel/mp.conf
- B. /etc/dm-multipath.conf
- C. /etc/multipath.conf
- D. /opt/multipath/multipath.cnf

**Answer: ([SHOW ANSWER](#))**

#### **NEW QUESTION: 9**

A company implemented Automatic Load Balancing (ALB). When the controller workloads are monitored, it becomes obvious that there is an imbalance and that ALB is not working correctly. In this scenario, what are two causes of the problem? (Choose two)

- A. The company implemented a load balancing min-min algorithm that does not support AL
- B. The company implemented a host multipath driver that does not support AL
- C. The company implemented an adaptive load balancing agent that does not support AL
- D. The company implemented a host type that does not support ALB

**Answer: B,D ([LEAVE A REPLY](#))**

#### **NEW QUESTION: 10**

On all the drives, which reserved region stores configuration information? (Choose the best answer.)

- A. Partition table
- B. NVSRAM
- C. DACstore
- D. Volume header
- E. Disk label

**Answer: C ([LEAVE A REPLY](#))**

#### **NEW QUESTION: 11**

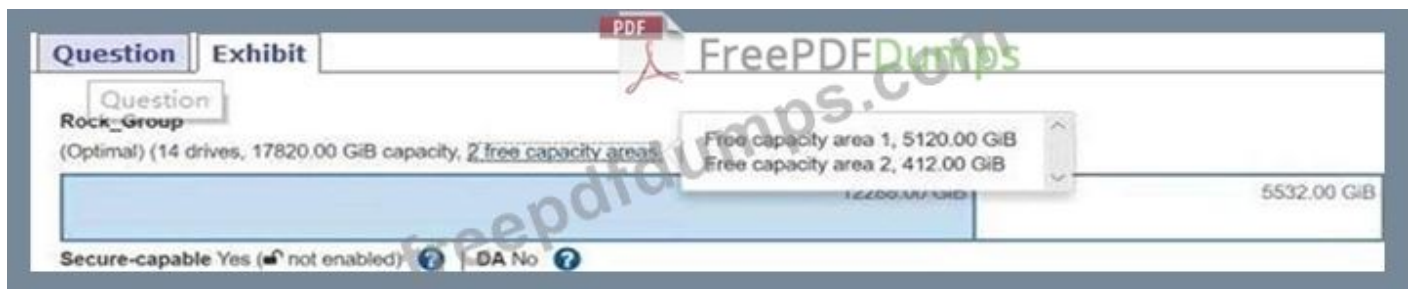
What measurement refers to the number of read/write requests that can be handled in a 1-second time period? (Choose the best answer.)

- A. Throughput
- B. Read modify write
- C. I/O alignment
- D. Parity
- E. IOPS

**Answer: E** ([LEAVE A REPLY](#))

### NEW QUESTION: 12

Exhibit:



An administrator is asked to create a 5532 GiB volume from the volume group.

Referring to the exhibit how would the administrator complete this request?

- A. Create the volume after performing space reclamation
- B. Create the volume after consolidating the capacity
- C. Create the volume from the available capacity
- D. Create the volume after adjusting the preservation capacity

**Answer: C** ([LEAVE A REPLY](#))

### NEW QUESTION: 13

What are two types of logical structures that volumes in the E-Series system use? (Choose two.)

- A. volume groups
- B. aggregates
- C. disk pools
- D. volume pools

**Answer: (SHOW ANSWER)**

### NEW QUESTION: 14

During a routine review of firewall logs, an analyst identified that an IP address from the organization's server subnet had been connecting during nighttime hours to a foreign IP address, and had been sending between 150 and 500 megabytes of data each time. This had been going on for approximately one week, and the affected server was taken offline for forensic review.

Which of the following is MOST likely to drive up the incident's impact assessment?

- A. IP addresses and other network-related configurations were exfiltrated.
- B. Forensic review of the server required fall-back on a less efficient service.

- C. Raw financial information about the company was accessed.
- D. PII of company employees and customers was exfiltrated.
- E. The local root password for the affected server was compromised.

**Answer: D** ([LEAVE A REPLY](#))

#### **NEW QUESTION: 15**

What is the minimum number of drives needed to create a Dynamic Disk Pool?

- A. 12
- B. 11
- C. 8
- D. 3

**Answer: B** ([LEAVE A REPLY](#))

#### **NEW QUESTION: 16**

What term describes an E-Series cache mechanism that is periodically writing data to disk?

- A. Flushing
- B. Filling
- C. Cleaning
- D. Scrubbing

**Answer: A** ([LEAVE A REPLY](#))

**Valid NS0-516 Dumps** shared by Actual4test.com for Helping Passing NS0-516 Exam! Actual4test.com now offer the **newest NS0-516 exam dumps**, the Actual4test.com NS0-516 exam **questions have been updated** and **answers have been corrected** get the **newest** Actual4test.com NS0-516 dumps with Test Engine here:

[https://www.actual4test.com/NS0-516\\_examcollection.html](https://www.actual4test.com/NS0-516_examcollection.html) (66 Q&As Dumps, **30%OFF**)

**Special Discount: Freepdfdumps)**

#### **NEW QUESTION: 17**

What SANtricity package(s) must be installed on a Windows server when it is acting as both a data host and a storage management host?

- A. The client and agent
- B. The client, agent, and utilities
- C. The client, failover driver, and agent
- D. The client

**Answer: C** ([LEAVE A REPLY](#))

#### **NEW QUESTION: 18**

Which E-Series controller supports 56-Gbps infinBand HICs?

- A. DE6600
- B. E5600
- C. E2700
- D. DE5600

Answer: ([SHOW ANSWER](#))

**NEW QUESTION: 19**

A company wants the most scalable host-side connection topology for E-Series systems. In this scenario, which FC topology would satisfy the requirement?

- A. arbitrated loop
- B. direct connect
- C. fabric attach
- D. private loop

Answer: ([SHOW ANSWER](#))

**NEW QUESTION: 20**

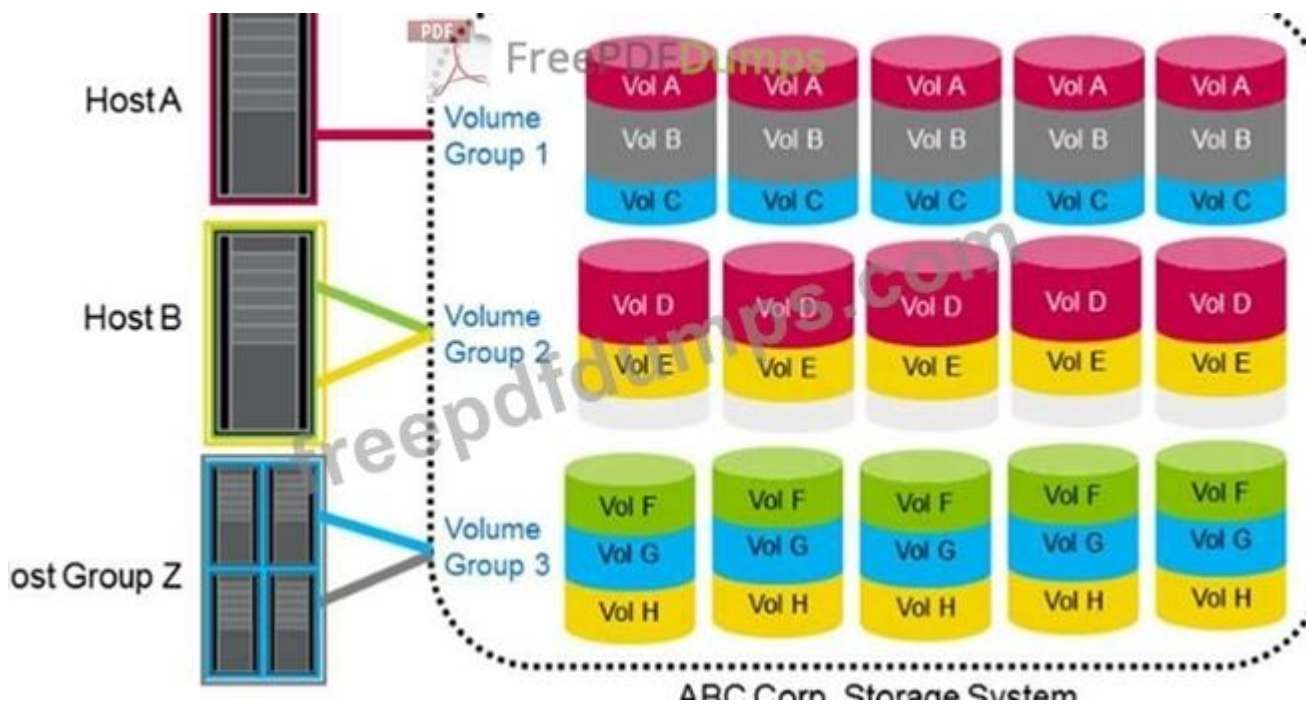
The ability of many E-Series controllers to hold an additional firmware image in reserve \_\_\_\_\_ . (Choose the best answer.)

- A. allows two firmware images to be used at the same time
- B. is used for Support use only
- C. is used to store a backup boot image
- D. allows controller firmware to be downloaded immediately and activated at a later time

Answer: ([SHOW ANSWER](#))

**NEW QUESTION: 21**

Based on this partitioning configuration, what volumes can Host Group Z "see"? (Volumes are color-coded for partitions.)



- A. A, B, C
- B. E, F, H
- C. B, C, G
- D. F, G, H

**Answer: C** ([LEAVE A REPLY](#))

#### NEW QUESTION: 22

A customer wants to manage an E-Series system over a secure connection between the system and a server. During implementation, you are asked to fulfill this installation requirement. In this scenario, which three actions are required to complete this task? (Choose three.)

- A. Disable all the system's local user roles except admin
- B. Import certificate authority signed certificates into the system
- C. Disable the legacy management interface on the system
- D. Complete the certificate signing request on the system
- E. Import the system's self-signed certificates into the system

**Answer: C,D,E** ([LEAVE A REPLY](#))

#### NEW QUESTION: 23

What would an E-Series system customer use to determine when a specific volume was deleted?

- A. Storage Array Profile
- B. Event Log
- C. Recovery Guru
- D. Online Help

**Answer: (SHOW ANSWER)**

#### NEW QUESTION: 24

An administrator is asked to migrate two DE6600 shelves into a newly deployed E5760 environment that is configured with a stack of two DE460C shelves.

In this scenario, how does the administrator complete this task?

- A. Cable the DE6600s at the end of the stack
- B. Cable the DE6600s at the beginning of the stack
- C. Cable the DE6600s between the DE460C shelves
- D. Cable the DE6600s into a separate stack

**Answer: D** ([LEAVE A REPLY](#))

#### **NEW QUESTION: 25**

Which expansion shelf and E-Series model pairing is correct?

- A. DE5600 and E2724
- B. DE5600 and E2712
- C. DE5600 and E5660
- D. DE5600 and E5612

**Answer: A** ([LEAVE A REPLY](#))

#### **NEW QUESTION: 26**

Which object provides read/write access to a Snapshot image?

- A. Snapshot group
- B. Base volume
- C. Snapshot repository
- D. Snapshot volume

**Answer: D** ([LEAVE A REPLY](#))

#### **NEW QUESTION: 27**

How many paths provide optimal redundancy from a host through a switched topology to a storage system?

- A. 4
- B. 16
- C. 2
- D. 8

**Answer: A** ([LEAVE A REPLY](#))

#### **NEW QUESTION: 28**

Exhibit:

Priority	Category	Bus Type	Mktg Part No	Images	LED	Mfg Part No	Description
1	Block Access	PCIe2	X-56023-00-0E-C		View		HIC,E2800,10Gb Base-T,2-ports,-C
2	Block Access	PCIe2	X-56026-00-0E-C		View		HIC,E2800,12Gb SAS,2-ports,-C
3	Block Access	PCIe2	X-56027-00-0E-C		View		HIC,E2800,12Gb SAS,4-ports,-C

You ordered a NetApp E2812 Duplex 16GB 10GbE Base-T system.

Referring to the exhibit, what is the maximum number of 10GbE Base-T ports available to be used?

- A. 12
- B. 8
- C. 4
- D. 6

**Answer: B** ([LEAVE A REPLY](#))

#### NEW QUESTION: 29

A company has a duplex E-Series system that is operating in a highly tuned environment. Load distribution between the controllers has been manually set up to achieve a specific distribution based on unique workload characteristics.

In this scenario, to maintain this load distribution over time, which E-Series feature should be disabled?

- A. Automatic Load Balancing
- B. DNS Load Balancing
- C. Storage Load Balancer
- D. Automatic Node Balancer

**Answer: (**[SHOW ANSWER](#)**)**

#### NEW QUESTION: 30

A customer has an E5760 array with a 30-drive dynamic disk Pool (DDP) that uses 800 GB SSD drives.

The customer needs to expand the pool by one drive but has only a 1.6 TB SSD drive available.



In this scenario, what happens when the customer attempts to add the 1.6 TB drive to the existing pool?

- A. Online Proctored Whiteboard
- B. The pool is expanded by 800 GB
- C. The pool is expanded by 1.6 T
- D. The pool is expanded by 1.6 TiB

Answer: B ([LEAVE A REPLY](#))

#### NEW QUESTION: 31

The system automatically disables write caching when \_\_\_\_\_. (Choose the best answer.)

- A. a disk pool is being expanded by adding a drive
- B. a failed disk drive has put a volume group into a degraded state
- C. more than 4 unique host identifiers are trying to access the same volume
- D. there is a failed controller on the system, so that cache mirroring is unavailable
- E. the system detects a small percentage of cache hits over a 10-minute timeframe

Answer: ([SHOW ANSWER](#))

**Valid NS0-516 Dumps** shared by Actual4test.com for Helping Passing NS0-516 Exam!  
Actual4test.com now offer the **newest NS0-516 exam dumps**, the Actual4test.com NS0-516 exam **questions have been updated** and **answers have been corrected** get the **newest** Actual4test.com NS0-516 dumps with Test Engine here:

[https://www.actual4test.com/NS0-516\\_examcollection.html](https://www.actual4test.com/NS0-516_examcollection.html) (66 Q&As Dumps, **30%OFF**)

Special Discount: **Freepdfdumps**)

#### NEW QUESTION: 32

The decision to use FC or iSCSI on the 5500 Controller with a 4-port 16Gb/s FC or 10Gb/s iSCSI Optical SFP+ HIC (Host Interface Card) can be \_\_\_\_\_. (Choose the best answer.)

- A. changed at any time by SANtricity
- B. based upon the SFP type
- C. ignored because both can be used at the same time
- D. set at the factory, based on the order

Answer: B ([LEAVE A REPLY](#))

#### NEW QUESTION: 33

In SANtricity System Manager, the Recovery Guru reports a loss of paths to an iSCSI host. In this scenario, which tool would you use to troubleshoot this issue?

- A. ping
- B. telnet
- C. Device Manager
- D. PuTTY

Answer: A ([LEAVE A REPLY](#))

**NEW QUESTION: 34**

You are troubleshooting a customer issue on their E-Series system. You need information on the volume configuration of the customer's system.

In this scenario, which log would you download to get the required information?

- A. Health Image
- B. IO Path Statistics
- C. Support Data
- D. Trace Buffers

**Answer:** ([SHOW ANSWER](#))

**NEW QUESTION: 35**

You are helping a customer diagnose a performance issue on an E-Series storage system. You decide to measure the amount of data that is being handled over the span of an hour.

In this scenario, what are you measuring?

- A. throughput
- B. IOPS
- C. parity
- D. I/O alignment

**Answer:** A ([LEAVE A REPLY](#))

**NEW QUESTION: 36**

Which component of an E-Series storage system should always be upgraded first? (Choose the best answer.)

- A. SANtricity management client
- B. Controller firmware
- C. ESM firmware
- D. Controller NVSRAM

**Answer:** B ([LEAVE A REPLY](#))

**NEW QUESTION: 37**

What uses the Access Volume? (Choose the best answer.)

- A. Asymmetric Logical Unit
- B. XOR parity calculations
- C. SMagent
- D. Legacy operating environments
- E. Redundancy Check

**Answer:** ([SHOW ANSWER](#))

**NEW QUESTION: 38**


In which two locations would you find the WWPNs for a Windows host? (Choose two)

- A. host's BIOS
- B. Windows Device Manager
- C. HBA vendor's utility
- D. FC switch

Answer: C,D ([LEAVE A REPLY](#))

**NEW QUESTION: 39**

Exhibit:



Which fiber cable end shown in the exhibit is supported on a NetApp E-Series system?

- A. 4
- B. 3
- C. 2
- D. 1

Answer: C ([LEAVE A REPLY](#))

**NEW QUESTION: 40**

When you replace a component, why should you wait for the action to register in the storage manager?

- A. To ensure that the storage manager completes the component repair sleep cycle
- B. To ensure that the host OS completes SOD processing
- C. To ensure that the administrator has time to complete ESD procedures
- D. To ensure that the controller configuration database has a record of the change

**Answer: D ([LEAVE A REPLY](#))**

**NEW QUESTION: 41**

A NetApp recommended best practice is to cable disk shelves to a controller shelf using the top-down-bottom-up method.

Why?

- A. It protects against disk failure.
- B. It protects against shelf failure.
- C. It protects against drawer failure.
- D. It protects against power outages.

**Answer: B ([LEAVE A REPLY](#))**

**NEW QUESTION: 42**

What is the first step when replacing a FRU component on a running storage system? (Choose the best answer.)

- A. Disconnect the cables from the management ports.
- B. Power down the array before changing the part.
- C. Use SANtricity to view the target component and place the component off-line or in service mode before removing the part.
- D. Remove the part and check SANtricity for continuing errors.

**Answer: ([SHOW ANSWER](#))**

**NEW QUESTION: 43**

Multipath drivers provide which high-level features?

- A. They present volumes as LUNs to the hosts and allow you to take them offline.
- B. They identify a failed disk and its path.
- C. They check the state of known and discovered paths and monitor host connections.
- D. They specify the rate of data transfer and reroute host requests.

**Answer: ([SHOW ANSWER](#))**

**NEW QUESTION: 44**

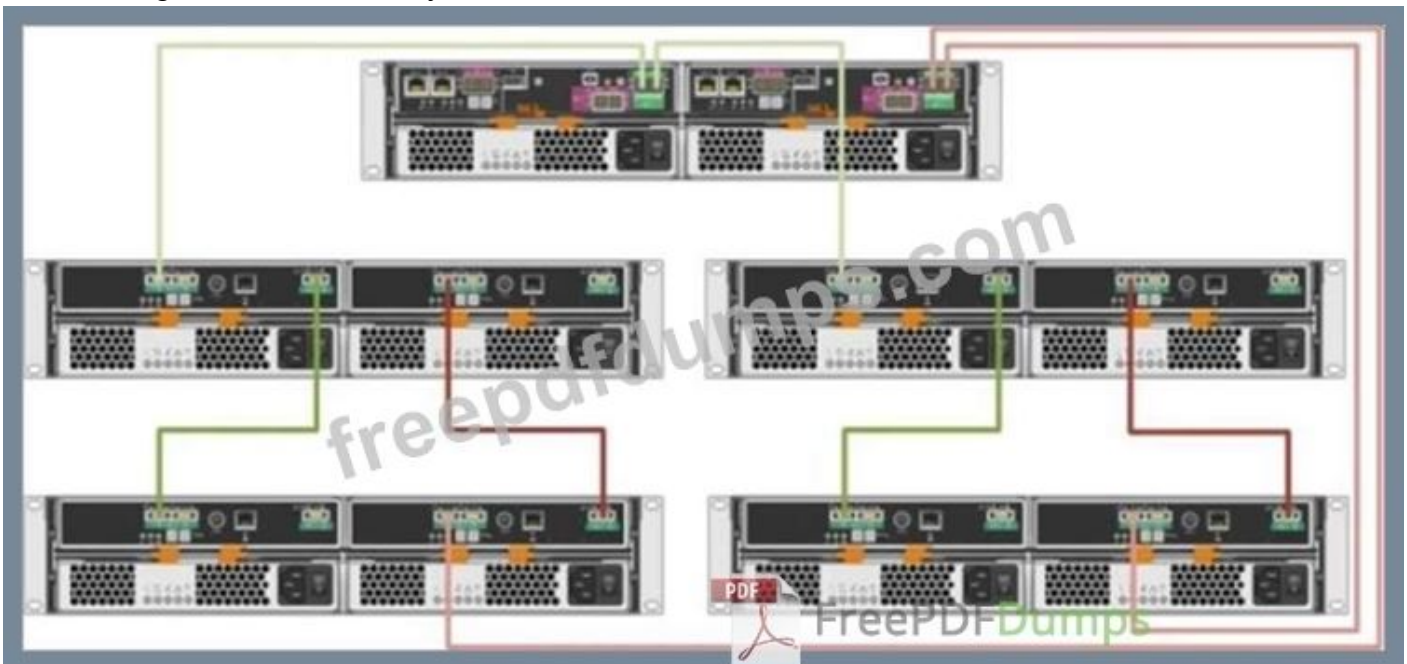
When replacing failed disks, what is a consideration for replacement disks?

- A. The replacement disk must have DAC store already installed on it.
- B. The replacement disk can be of any technology; for example, an HDD can replace an SSD.
- C. The replacement disk must match the security capabilities of the existing driver.
- D. The replacement disk must be of greater capacity to rebuild the data structure from the failed disk.

**Answer: ([SHOW ANSWER](#))**

**NEW QUESTION: 45**

According to NetApp recommended practices, is this E2712 storage system cabled for a dual-stack configuration? If not, why?



- A. No. The controllers are only cabled to one "stack."
- B. No. The cabling has split the top-down-bottom-up configuration.
- C. Yes. The cabling configuration is correct.
- D. No. The cabling to the disk shelves is coming from the host ports.

**Answer: C ([LEAVE A REPLY](#))**

#### **NEW QUESTION: 46**

Which three documents should be provided to the customer after the e-Series installation is complete?

(choose three.)

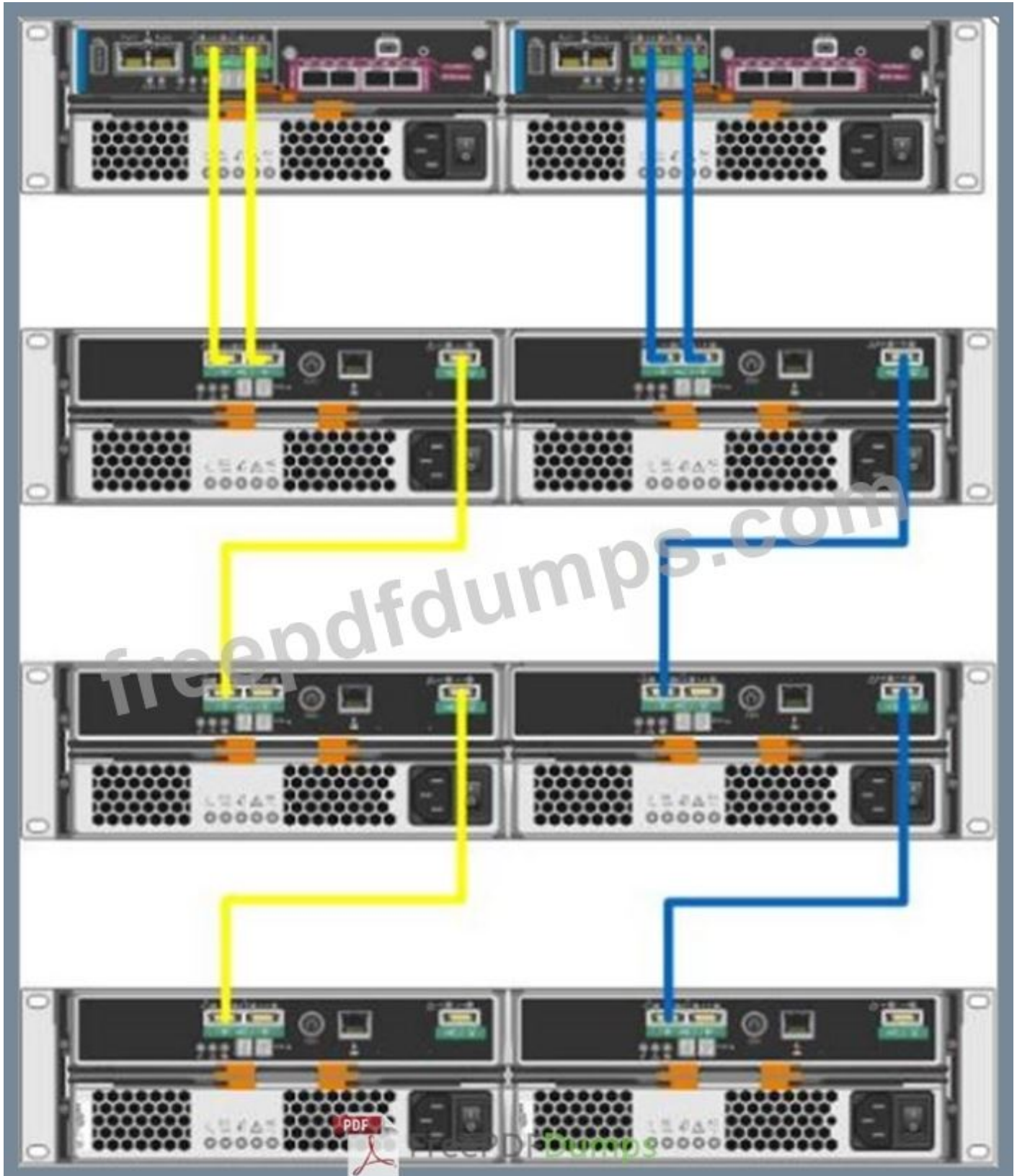
- A. a document showing user IDs and passwords for all deployed devices
- B. a document showing available power on the UPS with no equipment connected
- C. a document showing the cabinet layout with cabling information and IP addresses being used
- D. a document showing how much space is available for system expansion
- E. a b a document with IMT pages that show the supported host configuration and fabric switches in the solution

**Answer: ([SHOW ANSWER](#))**

**Valid NS0-516 Dumps** shared by Actual4test.com for Helping Passing NS0-516 Exam!  
Actual4test.com now offer the **newest NS0-516 exam dumps**, the Actual4test.com NS0-516 exam **questions have been updated** and **answers have been corrected** get the **newest** Actual4test.com NS0-516 dumps with Test Engine here:

**NEW QUESTION: 47**

Is this E5624 storage system cabled according to recommended practices? If not, why?



**A.** No. The controllers should be cabled to the last disk shelf first.

B. No. Controller A should be cabled to the right ESMs, instead of the left ESMs and Controller B should be cabled to the left ESMs instead of the right ESMs.

C. Yes. The cabling configuration is correct.

D. No. Each controller is only cabled to one set of ESMs in the disk shelves.

Answer: D ([LEAVE A REPLY](#))

#### NEW QUESTION: 48

Exhibit:



Referring to the exhibit, which SAS connector is supported on the NetApp E2800 E-Series family?

A. 3

B. 1

C. 2

D. 4

Answer: A ([LEAVE A REPLY](#))

#### NEW QUESTION: 49

Which feature under SANtricity 11.x which requires an activation key? (Choose the best answer.)

A. Volume copy

B. Snapshot copies

C. Drive Security

D. Mirroring

Answer: ([SHOW ANSWER](#))

#### NEW QUESTION: 50

Barring a specific instruction from technical support or in the release notes, what software should be upgraded or installed first?

- A. ESM firmware
- B. Controller firmware
- C. Disk firmware
- D. SANtricity client

Answer: D ([LEAVE A REPLY](#))

**NEW QUESTION: 51**


The interval for an asynchronous mirror group should usually be equal to \_\_\_\_\_.  
(Choose the best answer.)

- A. the amount of time required to copy the size of the mirror repository to the remote site
- B. the corresponding application's RPO
- C. half the corresponding application's RTO
- D. the corresponding application's RTO
- E. half the corresponding application's RPO

Answer: A ([LEAVE A REPLY](#))

**NEW QUESTION: 52**

What is the total number of ALUA paths from the host to a volume on the EF280 that is shown in the exhibit?



- A. 2
- B. 6
- C. 4
- D. 8

Answer: C ([LEAVE A REPLY](#))

**NEW QUESTION: 53**

Which SANtricity installation package contains the graphical user interface that configures a storage system?

- A. SMutils
- B. SMclient
- C. SMcli
- D. SMagent

**Answer: B** ([LEAVE A REPLY](#))

#### NEW QUESTION: 54

Exhibit:

```
A 9/7/15 12:09:22 AM (07:09:22) 55985 1017 Fibre channel link down - Host-side controller in slot A, port 2
A 9/7/15 12:09:22 AM (07:09:22) 55986 1018 Fibre channel link up - Host-side controller in slot A, port 2
A 9/7/15 12:09:26 AM (07:09:26) 55990 1017 Fibre channel link down - Host-side controller in slot A, port 2
A 9/7/15 12:09:26 AM (07:09:26) 55991 1018 Fibre channel link up - Host-side controller in slot A, port 2
A 9/7/15 12:09:30 AM (07:09:30) 55993 1017 Fibre channel link down - Host-side controller in slot A, port 2
A 9/7/15 12:09:30 AM (07:09:30) 55994 1018 Fibre channel link up - Host-side controller in slot A, port 2
A 9/7/15 12:09:33 AM (07:09:33) 55996 1017 Fibre channel link down - Host-side controller in slot A, port 2
A 9/7/15 12:09:33 AM (07:09:33) 55997 1018 Fibre channel link up - Host-side controller in slot A, port 2
```

Referring to the exhibit, which three steps would you take to solve the problem shown in the event log? (Choose three.)

- A. Swap out the SFP in the controller port
- B. Reinitialize the FC switch
- C. Swap out the HBA on the FC switch
- D. Swap out the FC cable
- E. Move the connection to another controller port

**Answer: A,B,D** ([LEAVE A REPLY](#))

#### NEW QUESTION: 55

What is the SANtricity Client? (Choose the best answer.)

- A. An OS-dependent collection of utilities for servers attached to SANtricity-managed storage systems
- B. Inter-process communication that supports computer program subordinates
- C. A host server process that enables storage system management with the storage data path
- D. A host I/O performance modeling interface
- E. A GUI or CLI run on a host server used for storage system management

**Answer: (SHOW ANSWER)**

#### NEW QUESTION: 56

Which feature used on E-Series controllers enables them to ship I/O to the alternate controller?

- A. AVT
- B. RDAC
- C. TPGS
- D. ALUA

**Answer: D ([LEAVE A REPLY](#))**

**NEW QUESTION: 57**

If you want to mirror data from Los Angeles to New York (approximately a 5,000-km distance), which mirroring feature should you use?

- A. Synchronous
- B. Asynchronous synchronous mode
- C. Semi-synchronous
- D. Asynchronous

**Answer: D ([LEAVE A REPLY](#))**

**NEW QUESTION: 58**

You want to find detailed information about the devices that are connected to the Brocade switch. In this scenario, which command would accomplish this goal?

- A. switchshow
- B. nsshow
- C. zoneshow
- D. portloginshow <port>

**Answer: D ([LEAVE A REPLY](#))**

**NEW QUESTION: 59**

Which data protection strategy has the most overhead capacity as a percentage of the total capacity?

- A. RAID 10
- B. Dynamic Disk Pools (DDP)
- C. RAID 6
- D. RAID 5

**Answer: D ([LEAVE A REPLY](#))**

**NEW QUESTION: 60**

In the storage manager client, what are host groups? (Choose the best answer.)

- A. Two or more disk devices joined together
- B. Two or more servers that host localcache.
- C. A custom group of virtual machine hosts
- D. A set of I/O hosts with access to the same set of volumes.
- E. Volumes linked to update at the same time

**Answer: C ([LEAVE A REPLY](#))**

**NEW QUESTION: 61**

In the AMW, which tab provides access to Ethernet management port configuration and premium feature enablement? (Choose the best answer.)

- A. Setup
- B. Host Mappings
- C. Configuration
- D. Hardware
- E. Storage & Copy Services

Answer: ([SHOW ANSWER](#))

**Valid NS0-516 Dumps** shared by Actual4test.com for Helping Passing NS0-516 Exam! Actual4test.com now offer the **newest NS0-516 exam dumps**, the Actual4test.com NS0-516 exam **questions have been updated** and **answers have been corrected** get the **newest** Actual4test.com NS0-516 dumps with Test Engine here:

[https://www.actual4test.com/NS0-516\\_examcollection.html](https://www.actual4test.com/NS0-516_examcollection.html) (66 Q&As Dumps, **30%OFF**

Special Discount: **Freepdfdumps**)

#### NEW QUESTION: 62

To enable one-way authentication in a new iSCSI Linux implementation, which three modifications should you make in the /etc/iscsi/iscsi.conf file on the Linux host? (Choose three.)

- A. CHAP
- B. the target username and password
- C. iSCSI
- D. sendtargets discovery
- E. the initiator username and password

Answer: A,D ([LEAVE A REPLY](#))

**Valid NS0-516 Dumps** shared by Actual4test.com for Helping Passing NS0-516 Exam! Actual4test.com now offer the **newest NS0-516 exam dumps**, the Actual4test.com NS0-516 exam **questions have been updated** and **answers have been corrected** get the **newest** Actual4test.com NS0-516 dumps with Test Engine here:

[https://www.actual4test.com/NS0-516\\_examcollection.html](https://www.actual4test.com/NS0-516_examcollection.html) (66 Q&As Dumps, **30%OFF**

Special Discount: **Freepdfdumps**)